



Running for Public Office

A Candidate Guide

www.azsos.gov



1700 W. Washington St, Phoenix, AZ 85007



1-877-THE-VOTE (602-542-8683)



February 2022

ABOUT THIS PUBLICATION

Published by the Arizona Department of State, Running for Public Office – A Candidate Guide, Secretary of State, Election Services Division

© 2022 ver. 1 - Ver. Release Date February 10, 2022

All Rights Reserved.

This publication may be reproduced for private use. It shall not be used for commercial purpose.

The Office strives for accuracy in our publications. If you find an error, please contact us at (602) 542-8683 or 1-877-THE-VOTE (843-8683).

DISCLAIMER

The Office cannot offer legal advice or otherwise offer recommendations on information in this publication. The Office advises consultation with an attorney in such cases.

CONTACT US

Mailing address for all correspondence or filings:

Office of the Secretary of State
Attention: Election Services Division
1700 W. Washington St., FL 7
Phoenix, AZ 85007-2808

Telephone: (602) 542-8683

Fax: (602) 542-6172

www.azsos.gov

CONTENTS

<i>CHAPTER 1 2022 Election Information</i>	1
A. Federal, Statewide, and Legislative Offices to be Elected in 2022	1
B. Important 2022 Election Dates and Information.....	3
<i>CHAPTER 2 Filing to Become a Candidate in a Primary Election</i>	7
A. Preparing to File	7
B. Candidate Checklist in Candidate Portal.....	21
C. Filing Procedures.....	21
<i>CHAPTER 3 Running as a Participating Clean Elections Candidate</i>	24
A. Preparing to File	24
B. Application and Initial Approval.....	24
C. Collecting Qualifying Contributions	25
D. Applying for Clean Funding.....	26
<i>CHAPTER 4 Independent Nomination Process</i>	28
A. Preparing to File	28
B. Filing Procedures.....	28
<i>CHAPTER 5 Write-In Candidate Process</i>	31
A. Becoming an Official Write-In Candidate.....	31
B. Filing Procedures.....	31
<i>CHAPTER 6 Judicial Retention Filing Process</i>	33
<i>CHAPTER 7 Signature Requirements for Candidates</i>	34
A. How Signature Requirements Are Determined.....	34
B. Impact of Redistricting on Signature Requirements.....	35
<i>CHAPTER 8 Campaign Contributions</i>	36
A. When to Form a Candidate Committee.....	36
B. Where to Register a Candidate Committee	37
C. Campaign Finance Reporting Dates	37
<i>CHAPTER 9 General Voter Registration and Election Information</i>	40
A. Voter Registration	40
B. Voting in the Election.....	43
C. Additional Information	48
<i>APPENDIX A Candidate Checklist</i>	51

CHAPTER 1 2022 Election Information

A. Federal, Statewide, and Legislative Offices to be Elected in 2022

OFFICE	TERM	NUMBER OF SEATS	QUALIFICATIONS	CITATION
United States Senator	6 years	1	<ul style="list-style-type: none"> • United States citizen for at least 9 years • At least 30 years of age • Resident of Arizona when elected 	U.S. Const. art. I, § 3
United States Representative in Congress	2 Years	9	<ul style="list-style-type: none"> • United States citizen for at least 7 years • At least 25 years of age • Resident of Arizona when elected 	U.S. Const. art. I, § 2
Governor	4 Years	1	<ul style="list-style-type: none"> • United States citizen for at least 10 years • At least 25 years of age • Resident of Arizona at least 5 years when elected 	Ariz. Const. art. V, § 2
Secretary of State	4 Years	1	<ul style="list-style-type: none"> • United States citizen for at least 10 years • At least 25 years of age • Resident of Arizona at least 5 years when elected 	Ariz. Const. art. V, § 2
State Treasurer	4 Years	1	<ul style="list-style-type: none"> • United States citizen for at least 10 years • At least 25 years of age • Resident of Arizona at least 5 years when elected 	Ariz. Const. art. V, § 2
Attorney General	4 Years	1	<ul style="list-style-type: none"> • United States citizen for at least 10 years • At least 25 years of age • Resident of Arizona at least 5 years when elected • Been a practicing attorney in Arizona for not less than 5 years immediately preceding the date of taking office. 	Ariz. Const. art. V, § 2 ; A.R.S. 41-191(A)

Running for Office – A Candidate Guide

Superintendent of Public Instruction	4 Years	1	<ul style="list-style-type: none"> • United States citizen for at least 10 years • At least 25 years of age • Resident of Arizona at least 5 years when elected 	Ariz. Const. art. V, § 2
State Mine Inspector	4 Years	1	<ul style="list-style-type: none"> • United States citizen • At least 30 years of age • Resident of Arizona at least 2 years before election • Practically engaged in and acquainted with mines and mining in Arizona • At least 8 years experience, with 4 or more in Arizona, consisting of direct operational or management experience with mining operations at a mine. • Knowledge of the state and federal regulations involving the health and safety of mining employees 	Ariz. Const. art. XIX; A.R.S. § 27-121(A); A.R.S. § 38-201(A)
Corporation Commissioner	4 Years	2	<ul style="list-style-type: none"> • United States citizen • Arizona resident • At least 18 years of age • No interest in corporations subject to regulation 	Ariz. Const. art. XV § 1; A.R.S. § 38-201(A); A.R.S. § 40-101
State Senator	2 Years	30	<ul style="list-style-type: none"> • United States citizen • Arizona resident for 3 years • Resident of county from which elected at least 1 year before election • At least 25 years of age 	Ariz. Const. art. IV, pt. 2 §2
State Representative	2 Years	60	<ul style="list-style-type: none"> • United States citizen • Arizona resident for 3 years • Resident of county from which elected at least 1 year before election • At least 25 years of age 	Ariz. Const. art. IV, pt. 2 §2

B. Important 2022 Election Dates and Information

1. Consolidated Election Requirement

Arizona law requires that all elections, with limited exceptions, be held on one of four election dates¹:

- 2nd Tuesday in March (March Election)
- 3rd Tuesday in May (May Election)
- 1st Tuesday in August (August Election)
- 1st Tuesday after the 1st Monday in November (November Election)

Federal, statewide, and legislative elections are conducted in even-numbered years.²

Candidate elections for most local jurisdictions (other than a special election to fill a vacancy or a recall election) may only be held in August and November in even numbered years.³ Local candidates should contact the local filing officer for additional information, including regarding whether the jurisdiction is subject to consolidated elections.

2. Primary Election Information

August 2, 2022 Primary Election	
A. New Party Petitions to Qualify for 2022 Primary and General Elections⁴	
• Number of signatures required	31,686
• Last day to file and submit petition signatures to Secretary of State for statewide recognition	November 26, 2021 at 5:00 P.M.
B. Candidate Nomination Petitions⁵	
• First day to file	March 5, 2022 ⁶
• Filing deadline	April 4, 2022 at 5:00 P.M.

¹ [A.R.S. § 16-204\(2\)](#). This does not apply to charter cities. *See State of Arizona v. City of Tucson*, 251 Ariz. 45 (2021).

² [Ariz. Const., art. VII, § 11](#).

³ [A.R.S. § 16-204\(E\)](#).

⁴ [A.R.S. § 16-803\(A\)](#).

⁵ [A.R.S. §§ 16-311\(A\); 16-314\(A\); 38-543](#).

⁶ Potential candidates who want to run as a publicly-funded candidate may file their nomination paperwork as well as their Clean Elections paperwork beginning on January 3, 2022. For more information on Clean Elections requirements, see [Chapter 3](#) of this guide and contact the [Citizens Clean Elections Commission](#).

C. Write-In Candidates⁷	
• First day to file	March 5, 2022
• Filing deadline	June 23, 2022 at 5:00 P.M.
• Last day to file (for an election that may be canceled pursuant to A.R.S. § 16-410 , see A.R.S. § 16-312(B)(2))	May 19, 2022 at 5:00 P.M.
D. Other Important Dates	
• Voter registration closes ⁸	July 5, 2022 at 11:59 p.m.
• Early voting begins ⁹	July 6, 2022
• Last day of in-person early voting ¹⁰	July 29, 2022
• Deadline for statewide Official Canvass of Primary Election ¹¹	August 22, 2022

3. General Election

November 3, 2022 General Election	
A. Candidate Nomination Petitions – “Nomination Other Than by Primary”/ Independent¹²	
• First day to file	March 5, 2022
• Filing deadline	April 4, 2022 at 5:00 P.M.
B. Initiative and Referendum Petitions	

⁷ [A.R.S. § 16-312\(B\)](#).

⁸ [A.R.S. § 16-120\(A\)](#).

⁹ [A.R.S. § 16-542\(C\)](#).

¹⁰ [A.R.S. § 16-542\(E\)](#).

¹¹ [A.R.S. § 16-645\(B\)](#).

¹² [A.R.S. § 16-341\(C\)](#).

<ul style="list-style-type: none"> Last day to file constitutional and statutory initiative petitions¹³ 	July 7, 2022 at 5:00 P.M.
<ul style="list-style-type: none"> Last day to file referendum petitions¹⁴ 	90 days after legislature adjourns
<ul style="list-style-type: none"> Number of signatures required (statutory initiative)¹⁵ 	237,645
<ul style="list-style-type: none"> Number of signatures required (constitutional initiative)¹⁶ 	356,467
<ul style="list-style-type: none"> Number of signatures required (referendum)¹⁷ 	118,823
C. Justices and Judges¹⁸	
<ul style="list-style-type: none"> First day to file for retention 	August 10, 2022
<ul style="list-style-type: none"> Filing deadline for retention 	September 9, 2022 at 5:00 P.M.
D. Write-In Candidates¹⁹	
First day to file	June 11, 2022
<ul style="list-style-type: none"> Filing deadline 	September 29, 2022 at 5:00 P.M.
E. Other Important Dates	
<ul style="list-style-type: none"> Voter registration closes²⁰ 	October 10, 2022 at 11:59 P.M.

¹³ [Ariz. Const. art. IV, pt. 1, § 1\(4\).](#)

¹⁴ [Ariz. Const. art. IV, pt. 1, § 1\(3\).](#)

¹⁵ [Ariz. Const. art. IV, pt. 1, § 1\(2\).](#)

¹⁶ [Ariz. Const. art. IV, pt. 1, § 1\(2\).](#)

¹⁷ [Ariz. Const. art. IV, pt. 1, § 1\(3\).](#)

¹⁸ [Ariz. Const. art. VI, § 38.](#)

¹⁹ [A.R.S. § 16-312\(B\).](#)

²⁰ [A.R.S. § 16-120\(A\).](#) If this date falls on a Saturday, Sunday, or other legal holiday, voter registrations that are received on the next business are deemed to have been timely received for purposes of voting in that election. [A.R.S. § 16-120\(B\).](#)

Running for Office – A Candidate Guide

<ul style="list-style-type: none">• Early voting begins²¹	October 12, 2022
<ul style="list-style-type: none">• Last day of in-person early voting²²	November 4, 2022 at 5:00 P.M.
<ul style="list-style-type: none">• Official Statewide Canvass of General Election Results²³	December 5, 2022

²¹ [A.R.S. § 16-542\(C\).](#)

²² [A.R.S. § 16-542\(E\).](#)

²³ [Ariz. Const. art. V § 10; A.R.S. § 16-648\(A\).](#)

CHAPTER 2 Filing to Become a Candidate in a Primary Election

A. Preparing to File

A candidate for federal, statewide, or legislative offices who wishes to become the nominee of a recognized political party must comply with statutory requirements to appear on the Primary Election ballot. A federal, statewide, or legislative candidate is required to use the Secretary State’s online [Candidate Portal](#) to create and manage their candidate filing process. [Candidate Portal](#) enables a candidate to create an online profile that will display on the Secretary of State’s Elections website and to upload nomination paperwork online. This section details the steps a candidate should take in advance of the filing deadline. A Clean Elections candidate should also review [Chapter 4](#) of this handbook and contact the [Citizens Clean Elections Commission](#) for additional guidance.

1. Candidate Portal Account and Election Profile

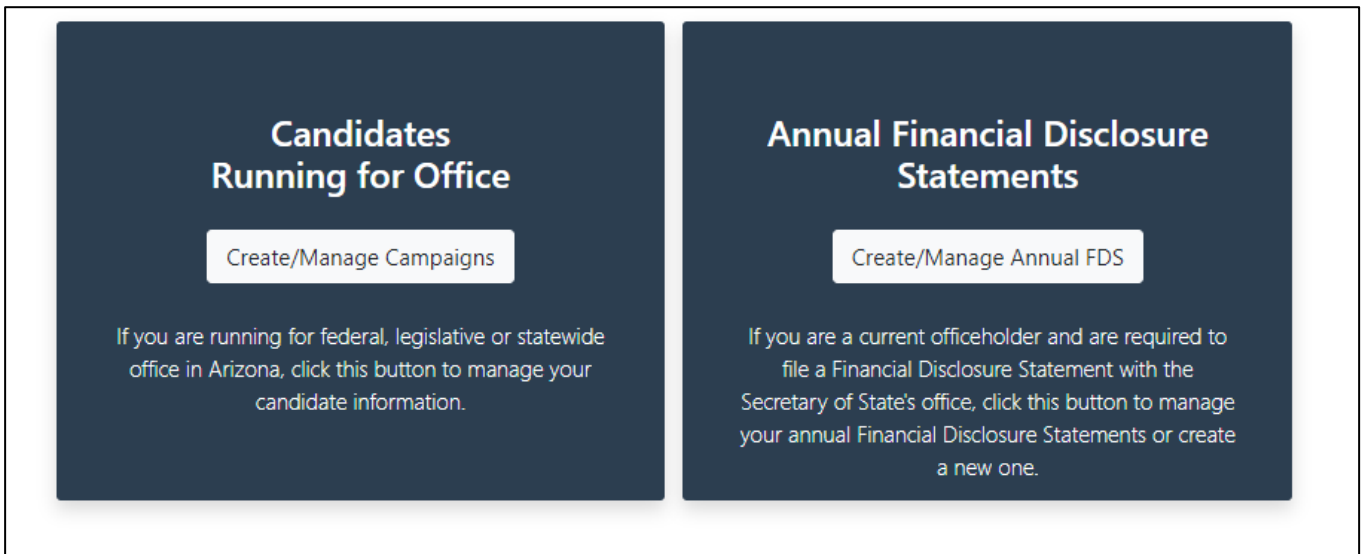
a. Sign Up/Log In



Home Screen for [Candidate Portal](#)

A federal, statewide, or legislative candidate should sign up for a user account in [Candidate Portal](#). This account will remain with the candidate for all future election cycles and for filing annual Financial Disclosure Statements should they become an elected official. The candidate is encouraged to use an email address that they can reliably access in the future. This email will not be posted publicly unless specified to do so by the candidate on the candidate’s public-facing summary.

b. Candidates Running for Office



Create/Manage Campaigns Screen for [Candidate Portal](#)

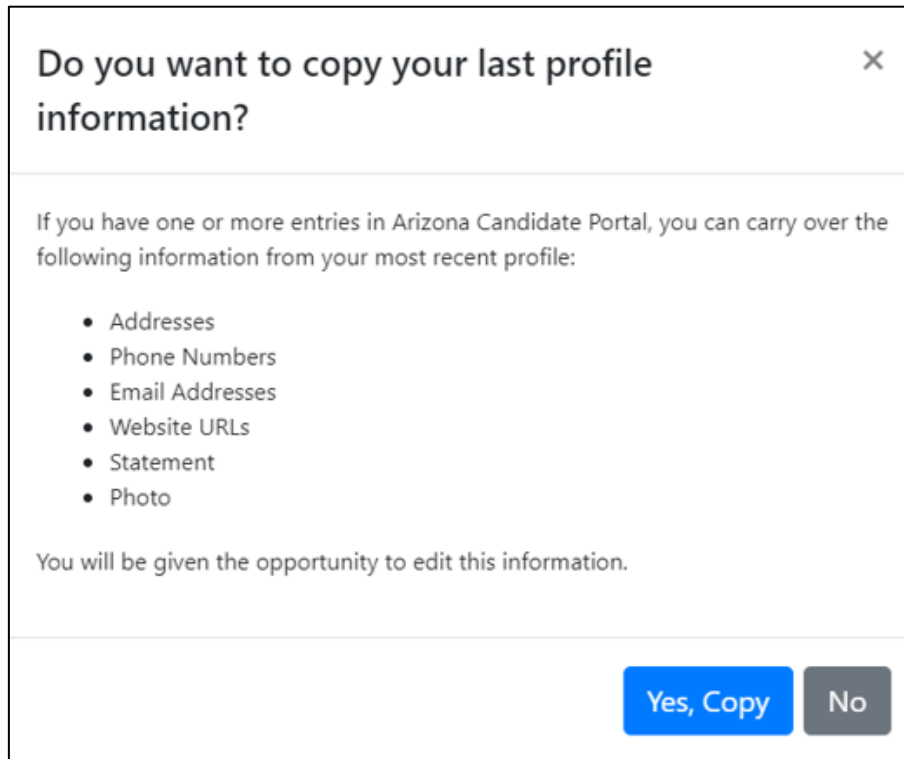
Select “Create/Manage Campaigns” to begin the process.



Add New Campaign Screen for [Candidate Portal](#)

Select “Add New Campaign”. A candidate should only create one profile for each office that they wish to run for.

A candidate who has previously entered a profile in [Candidate Portal](#) will see the following pop-up:



Pop-up Screen in [Candidate Portal](#)

Selecting “Yes, Copy” will automatically include information listed in the most recently created profile in the respective fields. The information listed in the fields can still be edited later. Selecting “No” will require the candidate to input all listed information from scratch.

c. *Election Profile*

Run for Office

*** Required Field**

Election*

Required

If you intend to run as a member of a recognized political party, you must select the Primary Election. You will not be eligible to run in the General Election as a recognized political party candidate without participating in the Primary Election.

Office Type*

Required

Office*

Required

Candidate Type*

Required

A Write-In candidate will not have their name appear on the ballot. Votes for official Write-In candidates will be tabulated and included in the state canvass of the election.

Political Party*

Required

It is your responsibility to confirm your selections before proceeding. Please contact our office if you have any questions about the use of this online registration system.

[Next >>](#) [Cancel](#)

Adding an Election Profile in [Candidate Portal](#)

Election: A candidate will be prompted to enter information about the office sought. If a candidate intends to run as a member of a recognized political party in Arizona, in the “Election” drop-down menu, the candidate must select the “2022 Primary Election (August 2, 2022)” option. The candidate will not be eligible to run in the General Election as a recognized political party candidate without participating in the Primary Election.

Furthermore, a candidate at the Primary Election for a political party must be a qualified elector of the political party from the time that they collect their first nomination petition signature until the General Election for which the candidate wishes to appear on the ballot.²⁴ A write-in candidate must be a qualified elector at the time of filing their nomination paperwork of the county or district they are running to represent for at least 120 days before the election.²⁵

Office Type: Select the type of office being sought from the drop-down menu from the following options: US Senator, US Representative, Governor, Statewide Office, and State Legislative Office.

²⁴ [A.R.S. § 16-311\(A\)](#) refers to qualifications for candidates of partisan elections.

²⁵ [A.R.S. § 16-312\(A\)](#).

Secretary of State, Attorney General, Treasurer, Superintendent of Public Instruction, Mine Inspector, and Corporation Commission must select Statewide Office from the drop down. State Senator and State Representative should both select the State Legislative Office option.

Office: The specific position or district must be selected.

Candidate Type: This drop-down menu gives the candidate the option to identify if running for a party “Nomination” or as a “Write-In.” Candidates seeking “Nomination” will appear on the ballot if they qualify.

Political Party: The options for this drop-down menu will differ depending on whether the candidate selected to run in the Primary Election or General Election. If “Primary Election” is selected, the candidate can choose between the statewide recognized parties in Arizona.

If “General Election” is selected, the only option for Political Party is “Other.” Then, a new drop-down menu titled **If Party = Other** is made available where a maximum of three words can be entered to list the party affiliation. If nothing is input, the party listed on the ballot will be NONE.

Are you a Clean Elections Candidate?: This menu option allows for a candidate to select if they intend to be a clean elections candidate. Unlike the other fields, this field can be changed in Candidate Portal at a later date. Selecting “Yes” does not commit the candidate to participating in clean elections. Selecting “Yes” merely indicates an intention and allows for additional clean elections functions to be accessible in Candidate Portal. A candidate must properly file an Application for Certification by July 26, 2022 in order to officially begin the process. More information can be found in [Chapter 3](#).

Once the fields have been completed, click “Next.”

Run for Office

*** Required Field**

Addresses

Warning: The “Residential Address” will be displayed on your Nomination Petition, Nomination Paper, and as your E-Equal circulator address; it may also be disclosed pursuant to public records requests and legal challenges. **If your address is protected from public disclosure pursuant to [A.R.S. § 16-153](#)**, a P.O. Box or private mail box from your district may be used in this section. [A.R.S. § 16-311\(A\)](#); [A.R.S. § 16-312\(A\)](#); [A.R.S. § 16-341\(C\)](#). The E-Equal and paper Nomination Petition will display the “Residential Address” listed at the time the Nomination Petition was created/printed.

Please note: Under Arizona law, officeholders and candidates may designate which address they wish to appear on their Financial Disclosure Statement as a matter of public record. When creating your Financial Disclosure Statement, you will select either your “Residential Address” or “Work Address” (as entered below) to appear on your form. Additionally, if the “Work Address” is left blank, the only address available to display on the Financial Disclosure Statement will be the “Residential Address.”

Residential Address*:

Address Line 1*

Address Line 2

City* **State*** **ZIP Code***

AZ
Required

County*

Work Address

My Work Address is the same as my Residential Address Clear Work Address

Address Line 1

Adding address information in [Candidate Portal](#)

A candidate will then be prompted to provide their residential, work, and mailing addresses. Once properly entered, the candidate can select “Next.”

Warning: The “Residential Address” will be displayed on your Nomination Petition, Nomination Paper, and as your E-Equal circulator address; it may also be disclosed pursuant to public records requests and legal challenges. **If your address is protected from public disclosure pursuant to [A.R.S. § 16-153](#)**, a P.O. Box or private mail box from your district may be used in this section. [A.R.S. § 16-311\(A\)](#); [A.R.S. § 16-312\(A\)](#); [A.R.S. § 16-341\(C\)](#). The E-Equal and paper Nomination Petition will display the “Residential Address” listed at the time the Nomination Petition was created/printed.

Please note: Under Arizona law, officeholders and candidates may designate which address they wish to appear on their Financial Disclosure Statement as a matter of public record. When creating your Financial

Disclosure Statement, you will select either your “Residential Address” or “Work Address” (as entered below) to appear on your form. Additionally, if the “Work Address” is left blank, the only address available to display on the Financial Disclosure Statement will be the “Residential Address.”

Run for Office

* Required Field

Name (As you wish for it to appear on the ballot)

First Name* Required	Nickname Optional	Middle Name Optional
Last Name* Required	Suffix Optional	Phonetic Spelling of Your Name Optional

Contact Information

Contact Email* Required	Type* Business
Contact Phone* Required	Type* Business

Don't forget! You also need to update your campaign finance committee to reflect the current election cycle. Head over to [Beacon](#) to update your candidate committee. If you would like assistance, please contact our office at (602) 542-8683 or by email at candidate@azsos.gov.

<< Previous Cancel Submit

Adding a name, phonetic spelling, and contact information in [Candidate Portal](#)

The following screen allows a candidate to enter their name as they wish for it to appear on the ballot as well as their contact information. This contact information will not be displayed publicly. **Please note:** A nickname cannot include professional, fraternal, religious or military titles, a slogan, a promotional word or phrase, or any word that does not actually constitute a nickname.²⁶ Once the information is properly completed, click “Submit”.

This screen will also allow you provide a phonetic spelling of your name to be used on accessible voting devices. If you do not provide a phonetic spelling, elections officials in each county do their best to properly record your name. Providing a phonetic spelling in your Candidate Portal helps ensure consistency and accuracy.

²⁶ [A.R.S. § 16-311\(G\)](#).

After completing the Election Profile, candidates must also update their campaign finance committee to reflect the current election cycle in the State’s online campaign finance reporting system, [Beacon](#).²⁷

The screenshot shows a web interface with a navigation bar at the top containing links for Profile, Campaign Information, Statement of Interest, Financial Disclosure Statement, Nomination Paper, and Nomination Petitions. The main content area is titled "Campaign Information" and features an "Add Photo" button above a large grey placeholder for a profile picture. Below the photo area is an "Edit Campaign Information" button. Underneath, there are three sections: "Public Email Address" with the text "No email address added.", "Public Phone Number" with "No phone number added.", and "Websites" with "No websites added.". To the right of these sections is a "Candidate Statement" section with the text "No statement added."

Adding a name and contact information in [Candidate Portal](#)

Once the Election Profile is created, a candidate may submit optional campaign information that will display on the Secretary of State’s Elections website if the candidate qualifies to appear on the ballot or as an official

²⁷ <https://beacon.arizona.vote>.

write-in. First, click on the menu option “Campaign Information” and then select “Add Photo” and/or “Edit Campaign Information.”

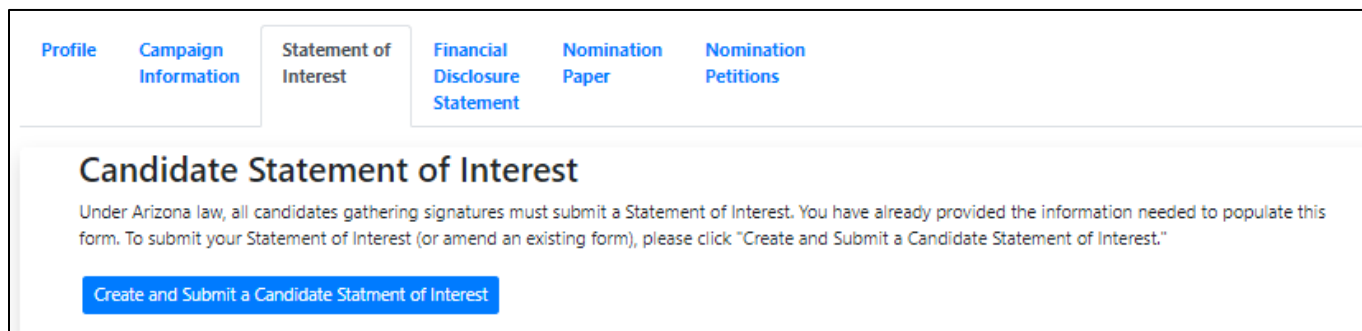
Ensure any photo selected is sized appropriately. When uploading a photo, it enables the user to zoom in and out of an image to crop it. Be sure to select a photo that is large enough that it does not appear pixelated but also completely fills the box. The photo should feature and clearly identify the candidate.

Additionally, the information listed in Campaign Information will not populate on the AZSOS website and will continue to show as “pending” until two steps have been completed. First, the candidate will need to qualify for the ballot. Second, the information listed will need to be approved by the Secretary of State’s Office. The Secretary of State’s Office will review the information to ensure: (1) the candidate can be easily identified in the photo, (2) the candidate’s website directs to a campaign website for the candidate, and (3) all content complies with the state’s Candidate Portal Terms & Conditions Policy.²⁸

Note that the phone number, email, and website will be listed publicly on the Secretary of State’s website once a Statement of Interest is submitted.

2. Statement of Interest

A candidate must submit a Statement of Interest prior to collecting nomination petition signatures.²⁹ The Statement of Interest will include the candidate’s name, party affiliation, office sought, and election date. Any petition signatures collected prior to submission of a Statement of Interest are subject to challenge pursuant to [A.R.S. § 16-351](#).



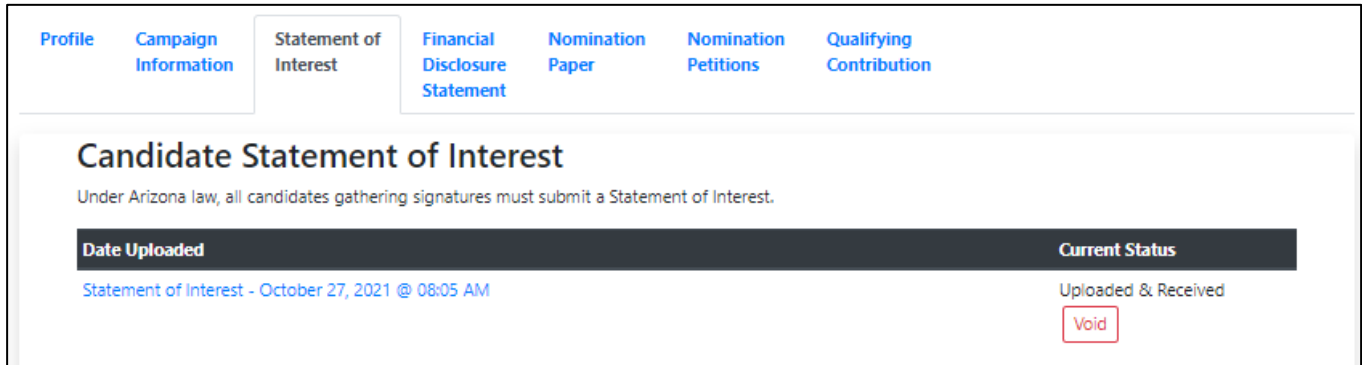
Submitting a Statement of Interest in [Candidate Portal](#)

A candidate for federal, statewide, or legislative office must electronically complete and submit a Statement of Interest via [Candidate Portal](#). The Statement of Interest can be found by selecting the “Statement of Interest” tab on the candidate’s profile screen. Next, select “Create and Submit a Candidate Statement of Interest” which will auto-populate based on the information previously provided in Candidate Portal. If any information auto-populating is incorrect, you may edit it in the “Profile” tab.

²⁸ This policy is found in Candidate Portal’s Guides tab.

²⁹ [A.R.S. § 16-311\(H\)](#). A Statement of Interest must be filed even if no campaign contributions are received and no campaign expenditures are made.

The Statement of Interest includes the office, party, election, and name the candidate has input into Candidate Portal. By submitting the Statement of Interest, the candidate’s electronic signature will be on the document.



A submitted Statement of Interest in [Candidate Portal](#)

Once a Statement of Interest has been submitted, a date and time stamped copy will be available in the candidate’s campaign profile. The Statement of Interest is considered complete and submitted as of this date.

A list of individuals who have filed a Statement of Interest is available to the public on the Secretary of State’s [Elections website](#).

2. Nomination Petitions

A candidate running for any office must file a nomination petition with the required number of signatures of qualified electors in order to appear on the official ballot.³⁰ Nomination petitions must be filed with the Secretary of State’s Office **between March 5, 2022 and April 4, 2022 at 5 P.M.**³¹ The nomination petition form and content must conform to statutory requirements.³² A photograph of the candidate may appear on the nomination petition,³³ and the signature portion, circulator instructions, and statement must be in the form provided by law.³⁴

Nomination petitions may be circulated at any time during the election cycle. Signature requirements to qualify for the 2022 election are based on the number of registered voters on January 2, 2022.³⁵ The number of required signatures by office is available on the Secretary of State’s website. Candidates must file at least the minimum number of signatures required for the office sought and no more than the maximum number. If a candidate attests that they have too few signatures upon filing or if the minimum is not met based on the filing

³⁰ [A.R.S. § 16-314\(A\)–\(B\)](#).

³¹ [A.R.S. § 16-314\(A\)](#).

³² [A.R.S. §§ 16-314; 16-315](#).

³³ [A.R.S. § 16-315\(A\)\(5\)](#).

³⁴ [A.R.S. §§ 16-314; 16-315](#).

³⁵ [A.R.S. § 16-322\(B\)](#).

officer’s review during intake, the Secretary of State will not accept the nomination filing. See [Chapter 7](#) for more information on signature requirements.

Nomination Petitions

Statutory Filing Period: March 5, 2022 – April 4, 2022, 5:00 P.M.

To collect petition signatures electronically, click the "Create E-Qual Petition" button below. E-Qual petitions may not be edited once made available to voters.

You may also prepare a paper Nomination Petition form for in-person circulation by clicking "Petition Form for Printing" below, available in both English and Spanish. To upload a photo to this petition, open the form using Adobe or other PDF reader and click the optional photo box.

[Petition Form for Printing \(English\)](#) [Petition Form for Printing \(Spanish\)](#)

Electronic Petitions

[Create E-Qual Petition](#)

Creating a Nomination Petition in [Candidate Portal](#)

A candidate may collect signatures using printed petition forms or online using [E-Qual](#),³⁶ the Secretary of State’s secure online signature collection application. Congressional and Legislative candidates impacted by redistricting should review the [2022 Candidate Redistricting Guide](#) for additional information about signature collection.

a. Printing Petition Forms

A candidate who has created an Election Profile on [Candidate Portal](#) can generate their nomination petition form online by: (1) selecting the “Nomination Petitions” tab on their profile screen; then (2) selecting “Petition Form for Printing” in either English or Spanish. The petition form will auto-populate based on the information provided in [Candidate Portal](#).

To add a photograph of the candidate, open the form in a PDF reader application, like Adobe, and click on the photo box. The forms should be printed on 8 ½ x 11 inch paper, full-sized, and double-sided to comply with statutory requirements.³⁷ To ensure compliance with statutory requirements, print the petition sheets from the PDF located in Candidate Portal, not a photocopy. When printing from a browser, do not select “scale to fit.” For printing double-sided, select “flip on short edge” or a similar option.

b. Collecting Petition Signatures on [E-Qual](#)

Candidates can also choose to collect nomination petition signatures electronically through [E-Qual](#). Please note that given redistricting, Congressional and Legislative candidate may only collect E-Qual signatures in their 2020 district. E-Qual for Congressional and Legislative candidates will be unavailable beginning in early

³⁶ <https://apps.azsos.gov/equal/>.

³⁷ [A.R.S. § 16-315](#).

March 2022 to allow counties to import the 2022 district information into the statewide voter registration database. Statewide candidates (including U.S. Senate) will not be affected and may continue using the system.

An E-Qual petition can be created by selecting the “Nomination Petitions” tab from the profile screen, then selecting the “Create E-Qual Petition” button. The user will be prompted to: (1) review the information contained in the petition’s caption; then (2) click the “Create E-Qual Petition” button at the bottom of the page. An E-Qual petition may not be edited once it is made available to voters.

E-Qual Petition - Open

Public E-Qual Petition Link

<https://goqa.azsos.gov/cfy>

Voter Signatures

Search: Clear Search Export All To CSV

Last Name	First Name	Address	Email	Jurisdiction	Signed
There are no voter signatures for this E-Qual petition at this time.					

Showing 0 to 0 of 0 entries

Previous Next

In this petition, you have 0 of 1,407 maximum signatures that may be gathered via E-Qual. Across all your petitions, you have 0 of 1,407 maximum signatures that may be gathered via E-Qual.

Petition, as presented to the voter

Note: The Voter County Name field will populate based on the voter’s residence address. The electronic petitions report will page break by county.

English

Español

Return to Profile Prepare For Filing (Close Petition) Void Petition

E-Qual “Manage Petition” screen in [Candidate Portal](#)

Clicking “Manage Petition” provides additional resources for the candidate. At the top of the screen, below “Public E-Qual Petition Link” is a link that a candidate can provide to direct voters to that candidate’s E-Qual petition.

Towards the bottom of the screen, “Void Petition” should only be used if a candidate has decided to no longer run for the designated office. **Please note that voiding an E-Qual petition is a permanent decision and will result in voiding any signatures collected.** While a candidate can open a new E-Qual petition, the signatures that have been voided are permanently deleted.

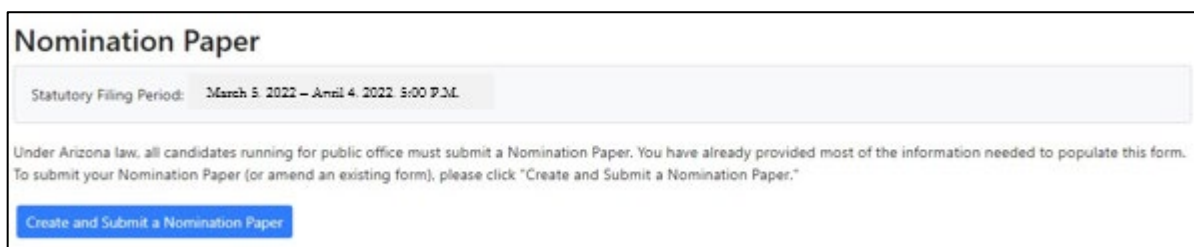
“Prepare for Filing (Close Petition)” should be used when a candidate is ready to file with the Secretary of State’s Office. Doing so will allow the candidate to export the E-Qual petition signatures.

To finish preparing the E-Qual signatures for filing, the candidate must print the PDF produced by Candidate Portal and sign the first page as the petition circulator for the signatures. This document must be filed with the Secretary of State’s Office prior to April 4 at 5:00 p.m. for the petition signatures to count.

4. Nomination Paper and Declaration of Qualification

A candidate must complete a Nomination Paper and Declaration of Qualification for the office they wish to hold during the candidate filing window—beginning March 5, 2022 and running through the April 4 5:00 p.m. filing deadline.³⁸

A candidate who has created an Election Profile on [Candidate Portal](#) can submit the Nomination Paper and Declaration of Qualification online by selecting the “Nomination Paper” tab on their profile screen. Next, select “Create and Submit a Nomination Paper” which will auto-populate based on the information previously provided.



Submitting a Nomination Paper in [Candidate Portal](#)

The system will prompt the user to enter required information to complete the Nomination Paper and will generate an electronic form for the user to certify. A candidate should confirm that they have listed their name in the exact form in which they want their name printed on the official ballot. Abbreviated names, and initials are permitted.³⁹ However, nicknames may not reference a professional, fraternal, religious, military title, slogan, promotional word, or phrase that does not constitute an actual nickname.⁴⁰ The candidate’s last name will be printed on the ballot first, followed by any other names.⁴¹

³⁸ [A.R.S. §§ 16-311\(A\); 16-311\(D\); 16-311\(I\); 16-314\(A\); 38-543.](#)

³⁹ [A.R.S. § 16-311\(G\).](#)

⁴⁰ [A.R.S. § 16-311\(G\).](#)

⁴¹ [A.R.S. § 16-311\(G\).](#)

Additionally, candidates for State Mine Inspector must complete an affidavit and nomination paper that includes an affirmation that the candidate meets additional requirements.⁴² [A.R.S. § 27-121](#) requires candidates affirm that:⁴³

“Additionally, I have at least eight years’ experience (four or more in Arizona), consisting of direct operational or management experience with mining operations at a mine. I also have knowledge of the state and federal regulations involving the health and safety of mining employees.”

5. Redistricting

If you are a candidate for U.S. Representative, State Senator, or State Representative please refer to our [2022 Candidate Redistricting Guide](#) for additional guidance regarding candidate filing.

6. Prepare the Financial Disclosure Statement

Candidates running for a statewide or legislative office must file a personal financial disclosure statement.⁴⁴ Candidates for federal office are exempt from Arizona’s campaign finance and personal financial disclosure requirements and should instead review the Federal Election Commission guidance for federal compliance.⁴⁵



Creating a Financial Disclosure Statement in [Candidate Portal](#)

A candidate who has created an Election Profile on [Candidate Portal](#) can complete their Financial Disclosure Statement online by selecting the “Financial Disclosure Statement” tab on their profile screen. Next, select “Begin a New Financial Disclosure Statement” which will auto-populate partially based on the information provided. **The candidate Financial Disclosure Statement will not be available to complete until the filing period begins.**

If you are a currently elected official wishing to submit an officeholder Financial Disclosure Statement, please refer to the [Officeholder Financial Disclosure guide](#) under the Campaign Finance portion of the website.

⁴² [A.R.S. § 27-121\(B\)](#).

⁴³ [A.R.S. § 27-121\(A\)](#).

⁴⁴ [A.R.S. § 38-543](#).

⁴⁵ [A.R.S. § 38-541\(8\)](#).

SECTION A. PERSONAL FINANCIAL INTERESTS
This section requires disclosure of your financial interests and/or the financial interests of the member(s) of your household.

1. Identification of Household Members
2. Sources of Personal Compensation
3. Professional, Occupational and Business Licenses
4. Personal Creditors
5. Personal Debtors
6. Gifts
7. Office, Position or Fiduciary Relationship in Businesses, Nonprofit Organizations or Trusts
8. Ownership or Financial Interests in Business, Trusts or Investment Funds
9. Ownership of Bonds
10. Real Property Ownership
11. Travel Expenses

SECTION B. BUSINESS FINANCIAL INTERESTS
This section requires disclosure of any financial interests of a business owned by you or a member of your household.

12. Business Names
13. Controlled Business Information
14. Dependent Business Information
15. Real Property Owned by a Controlled or Dependent Business
16. Controlled or Dependent Business' Creditors
17. Controlled or Dependent Business' Debtors

Completing a Financial Disclosure Statement in [Candidate Portal](#)

The Financial Disclosure Statement is different from campaign finance information. The user will be prompted to provide responses to a series of questions regarding personal and business financial interests. After completing and reviewing the form, the user must verify under penalty of perjury that the information is true and correct before signing and submitting the form.

B. Candidate Checklist in Candidate Portal

- Create account and Campaign Profile in Candidate Portal
- Submit Statement of Interest
- Create Nomination Petition forms
 1. Sample provided for candidate to print and circulate
 2. Electronic version in E-Qual
- Complete Financial Disclosure Statement (if required)
- Complete Nomination Paper and Declaration of Qualification

C. Filing Procedures

1. When to File

A candidate running for a federal, statewide, or legislative office must file their paperwork with the Secretary of State's Office no more than 150 days and no less than 120 days prior to the Primary Election in which they

wish to appear on the ballot.⁴⁶ For the August 2, 2022 Primary Election, **candidates must file their nomination paperwork between Saturday, March 5 and Monday, April 4, 2022 by 5:00 P.M.**⁴⁷ Because March 5 is a Saturday, the first day to file with our Office will be March 7, 2022.

2. What to File

Candidates for federal office must file:

- a. Statement of Interest
- b. Nomination Paper and Declaration of Qualification;
- c. Nomination Petition forms;

Federal candidates may also choose to file the Optional Statement on Recall, agreeing to resign if not re-elected on a recall vote.⁴⁸

Candidates for either a statewide or legislative office must file:

- a. Statement of Interest
- b. Nomination Paper⁴⁹ and Declaration of Qualification
- c. Nomination Petition forms
- d. Financial Disclosure Statement

As discussed above, candidates must generate the Nomination Paper, Statement of Interest, and Financial Disclosure Statement in [Candidate Portal](#). Please note that **candidates are prohibited from filing documents to run for more than one office at the same election** if the candidate cannot serve in both positions if elected to both.⁵⁰

Nomination Petition forms must be organized by county prior to filing. If a candidate is missing any paperwork, or fails to have the petition forms properly organized, the candidate will be asked to fix the error and return at a later time.

Please review the filing instructions on our candidate filing website at: <https://azsos.gov/elections/candidate-filing>.

⁴⁶ [A.R.S. § 16-311\(B\)](#).

⁴⁷ [A.R.S. §§ 16-311\(A\); 16-314\(A\); 38-543](#). March 5 falls on a Saturday, so while candidates may begin their filing process online that day, in-person filing services will be open on Monday, March 7.

⁴⁸ [A.R.S. § 19-221\(A\)](#).

⁴⁹ State Mine Inspector has additional affidavit language included in the Nomination Paper as required in [A.R.S. § 27-121\(A\)](#).

⁵⁰ [A.R.S. § 38-296.01](#).

3. Where to File

Candidates for federal, statewide, and legislative offices may file their nomination paperwork in-person, by mail, or via the designated drop-box.

Candidates who choose to file in person should be advised to make an appointment to avoid long wait times. Appointments will be honored over walk-ins. The appointment scheduler will open 30 days in advance of the calendar date you wish to file and is available at: <https://azsos.gov/elections/candidate-filing>. For example, if you want to file on April 4, the calendar will open on March 5. In person filings will occur at 1700 W. Washington St., Phoenix Arizona, 85007. No filings will be accepted at the Tucson office.

Candidates may also file by mail or dropping off their forms. A drop-box will be located in the lobby of the executive tower, past security, specifically for candidate filings. Alternatively, candidates may mail filings to our office at:

c/o Elections – Candidate Filing
Secretary of State’s Office
1700 W Washington St, Fl 7
Phoenix, AZ 85007

Any documents mailed or dropped off must be **received by** the Secretary of State’s Office by April 4, 2022 at 5:00 p.m. Filers should use the Filing by Mail form in the appendix to organize their documents and include the form with their filing.

CHAPTER 3 Running as a Participating Clean Elections Candidate

A. Preparing to File

Statewide and legislative candidates may choose to run as participating Clean Elections candidate, meaning they choose not to accept special interest and large private contributions. Instead, they will receive funding from the Citizens Clean Elections Fund. To qualify, candidates must apply, receive initial approval from the Citizens Clean Elections Commission (CCEC), collect the required number of \$5 donations from registered voters within their district, then be verified for funding.⁵¹ A statewide or legislative write-in candidate is not eligible to receive funding under the Citizens Clean Elections Act.⁵²

Participating candidates must also attend a class provided by CCEC. Further details about running as a participating candidate can be found on the CCEC website: <https://www.azcleelections.gov/run-for-office>.

This Chapter outlines the steps a candidate should follow to run as a participating candidate.

B. Application and Initial Approval

1. Create a Candidate Portal Account and Election Profile

A candidate participating in the Clean Elections program should begin the process by following the steps outlined in [Chapter 2](#) to create an account in [Candidate Portal](#).

2. Application for Certification

Participating candidates must file an Application for Certification between August 1, 2021 and July 26, 2022.⁵³ This application can only be generated in [Beacon](#), the Secretary of State’s campaign finance reporting system. The application must be notarized and contain the candidate’s original signature. Candidates can submit this form in-person or by mail to:

c/o Elections Division
Secretary of State’s Office
1700 W Washington St, 7th Floor
Phoenix, AZ 85007

Once the candidate has applied, the Secretary of State’s Office transmits the application to the Citizens Clean Elections Commission for approval.⁵⁴ The Commission will notify candidates within seven days if the application is approved.⁵⁵

⁵¹ [A.R.S. §§ 16-946; 16-947; 16-950.](#)

⁵² [A.R.S. §§ 16-950\(E\); 16-961\(F\)\(2\).](#)

⁵³ [A.R.S. §§ 16-947\(A\); 16-961\(B\)\(3\).](#)

⁵⁴ [A.R.S. § 16-947\(B\).](#)

⁵⁵ [A.R.S. § 16-947\(C\).](#)

C. Collecting Qualifying Contributions

The required number of Qualifying Contributions (QCs) varies depending on the office. A candidate running for the legislature must collect at least 200, and a candidate running for the corporation commission must collect a minimum of 1,500.⁵⁶ While candidates must collect at least the minimum number of QCs for the office they are seeking, it is recommended that candidates collect at least 20% more than the required amount.

QCs may be collected only during the qualifying period, which runs from August 1, 2021 until July 26, 2022.⁵⁷ Only a qualified elector who is properly registered to vote in the district of the office that the candidate is seeking may contribute a QC.⁵⁸ Candidates may accept QCs in person or electronically.⁵⁹

1. Create the Qualifying Contribution Form and Collecting Contributions Through E-Qual

Please note: Until counties have completed redistricting, Legislative candidates can only collect QCs on E-Qual if they have created a Campaign Profile for their 2020 district. The E-Qual system will be temporarily unavailable beginning in early March, and it is expected to return once all counties have imported the 2022 redistricting updates into the statewide voter registration database. Once E-Qual returns, Legislative candidates must update to their 2022 district in order to use E-Qual. Statewide candidates will not be affected by this process.

Based on feedback following the 2020 election cycle, our Office has updated the QC payment option from Paypal to Stripe. This update will provide a higher quality user experience for both candidates and voters. Our office has created [Qualifying Contributions – Using Stripe Guide](#) that includes a complete walkthrough from the candidate perspective along with very important tips to provide a smooth transition.

2. Collecting Qualifying Contributions In Person

A candidate may also collect QCs in person by using a three-part reporting slip that includes the contributor's name, address, and signature. The slip must also contain the name of the candidate for whom the contribution is made, the date, and the printed name and signature of the person soliciting the donation.⁶⁰ One copy of the slip should be given to the contributor as a receipt, one copy should be retained by the candidate's campaign committee, and the third original reporting slip should be filed with the Secretary of State's Office when the candidate applies for Clean Elections funding.⁶¹ Checks and money orders must be made out to the candidate's campaign committee, and cash donations must be deposited in the candidate's campaign committee's account.⁶²

⁵⁶ [A.R.S. § 16-950\(D\)](#).

⁵⁷ [A.R.S. §§ 16-946; 16-961](#).

⁵⁸ [A.R.S. § 16-946\(B\)\(1\)](#).

⁵⁹ [A.R.S. § 16-946\(B\)](#).

⁶⁰ [A.R.S. § 16-946\(B\)\(6\)](#).

⁶¹ [A.R.S. § 16-946\(C\)](#).

⁶² [A.R.S. § 16-946\(B\)\(5\)](#).

Paper forms can be requested directly from the CCEC. Contact them for more information: <https://www.azcleelections.gov/>.

D. Applying for Clean Funding

1. Timeframe to Apply for Funding

Participating candidates may submit their candidate nomination paperwork along with their Application for Funding and QC filings to the Secretary of State's Office beginning on January 3, 2022. Once the candidate's application and QC signatures have been verified, the Citizens Clean Elections Commission will release the funds to the candidate.⁶³

While participating candidates may file their Clean Elections funding application until August 2, 2022,⁶⁴ they must file their candidate nomination paperwork, discussed in [Chapter 2](#), by the April 4, 2022 filing deadline.

Before applying for funding, candidates must submit a W-9 form with the Citizens Clean Elections Commission. This form is used to identify the candidate as a vendor with the state. Without this form, the Citizens Clean Elections Commission will not be able to provide the candidate with funding.

2. Application Process

In addition to the nomination packet, candidates participating in the Clean Elections program should bring the following documents to file with the Secretary of State's Office:

- a. Application for Certification: The participating candidate should ensure that they have previously applied following the steps above, or that they are prepared to apply at the time of filing. Applying at the time of filing could result in a significant delay, so it is highly recommended to file in advance.
- b. Application for Funding: The participating candidate can generate this application through Beacon, the Secretary of State's campaign finance reporting system.
- c. List of All \$5 Qualifying Contributions: Contributors should be listed alphabetically and grouped by county. [Beacon](#) will generate this list after all contributors have been entered.
- d. E-Equal Report: Print the online QCs collected via [E-Equal](#). Remember to close the [E-Equal](#) report.
- e. Qualifying Contribution Paper Slips: QC slips must be organized by county. We also recommend they are sorted alphabetically within each county by voter's last name.

⁶³ [A.R.S. § 16-951\(B\)](#).

⁶⁴ [A.R.S. § 16-950\(B\)](#).

- f. **Check:** Made out to the Citizens Clean Elections Fund, from the candidate’s campaign account for the total number of five-dollar QCs. We recommend completing the check after your QCs have been reconciled during the filing process in case your QC calculation differs from the amount you actually file.

If a candidate has submitted a complete application, the Secretary of State’s Office will select a random sample of QCs to send to the respective counties for verification.⁶⁵

The counties will have 10 days to verify the random sample and report to the Secretary of State’s Office which QCs qualify.⁶⁶ The Secretary of State’s Office will take the remaining number and perform the statutory calculation to determine the number of QCs.⁶⁷ If this number meets or exceeds 110% of the minimum threshold, the candidate is presumed to have qualified and the Secretary of State’s Office notifies CCEC.⁶⁸ If the number falls below 110%, then all QCs are sent for verification.⁶⁹ If the resulting number of verified QCs satisfies the statutory minimum, then the candidate will qualify as a participating candidate and be eligible to receive Clean Elections funding.⁷⁰

Required Qualifying Contributions Per Candidate⁷¹	
Legislative	200
State Mine Inspector	500
Treasurer	1500
Superintendent of Public Instruction	1500
Corporation Commission	1500
Secretary of State	2500
Attorney General	2500
Governor	4000

⁶⁵ [A.R.S. § 16-950\(C\).](#)

⁶⁶ [A.R.S. § 16-950\(C\).](#)

⁶⁷ [A.R.S. § 16-950\(C\).](#)

⁶⁸ [A.R.S. § 16-950\(C\).](#)

⁶⁹ [A.R.S. § 16-950\(C\).](#)

⁷⁰ [A.R.S. § 16-950\(C\).](#)

⁷¹ [A.R.S. § 16-950\(D\).](#)

CHAPTER 4 Independent Nomination Process

A. Preparing to File

Instead of seeking a nomination as a recognized political party nominee through a Primary Election, a candidate who is not registered with a recognized political party (*i.e.*, an “independent” or “unaffiliated” candidate) may seek independent nomination to appear on the General Election ballot as a candidate for partisan office by filing the requisite paperwork and number of nomination petition signatures with the filing officer.⁷² Such an “independent” or “unaffiliated” candidate who meets this threshold will be placed directly on the General Election ballot, along with a three-letter “party” designation.⁷³ This process is called “nomination other than by Primary”.⁷⁴ However, a candidate may not seek a nomination in this manner if the candidate filed nomination petitions for the Primary Election and failed to qualify due to insufficient valid signatures.⁷⁵

B. Filing Procedures

Similar to candidates seeking nomination by political party primary, candidates seeking independent nomination must timely file a statement of interest, nomination paper, and a requisite number of nomination petition signatures with the appropriate filing officer.⁷⁶ Non-federal candidates must also file a financial disclosure statement if applicable.⁷⁷ A federal candidate is not required to file a financial disclosure statement, but has the option to file a statement on recall with the Secretary of State.⁷⁸

Nomination signatures may be gathered on a hard-copy independent nomination petition form prescribed by the Secretary of State or, for federal, statewide, and legislative candidates, through [E-Qual](#), the Secretary of State’s online petition signature portal.⁷⁹ A filing officer will process (and in appropriate cases reject) independent nomination petition signatures in the same manner as partisan and nonpartisan nomination petitions.⁸⁰

1. Process

Candidates seeking a “nomination other than by Primary” to be placed on the General Election ballot should follow the instructions in [Chapter 2](#) to create an account in [Candidate Portal](#).

⁷² [A.R.S. §§ 16-341\(A\); 16-341\(C\)](#).

⁷³ [A.R.S. §§ 16-341\(D\); 16-502\(E\)](#).

⁷⁴ [A.R.S. § 16-341](#).

⁷⁵ [A.R.S. § 16-341\(B\)](#).

⁷⁶ [A.R.S. §§ 16-311\(D\); 16-311\(H\); 16-314\(A\); 16-341](#).

⁷⁷ [A.R.S. § 16-311\(D\)](#).

⁷⁸ [A.R.S. § 19-222](#). Congressional and Legislative candidates should review the 2022 Candidate Redistricting Guide to review the impacts on E-Qual.

⁷⁹ [A.R.S. §§ 16-316; 16-318](#).

⁸⁰ [A.R.S. §§ 16-341; 16-351](#). Likewise, if an independent candidate’s nomination petitions are challenged in court, the applicable County Recorder must review the challenged signatures in the same manner as partisan or nonpartisan nomination petitions.

2. When to File

An independent candidate running for a federal, statewide, or legislative office must file their paperwork with the Secretary of State's Office no more than 150 days and no less than 120 days prior to the Primary Election.⁸¹ For the November 8, 2022 General Election, **candidates must file their paperwork between Saturday, March 5 and Monday, April 4, 2022 by 5:00 P.M.**⁸² Because March 5 is a Saturday, the first day our Office will be available to accept a filing is March 7, 2022.

An independent statewide or legislative candidate seeking public funding under the Citizens Clean Elections Act may file the nomination documents with the Secretary of State beginning January 3 of an election year.⁸³ Please see [Chapter 2](#) for more information, including updates regarding the redistricting guide.

A candidate who does not file the requisite nomination documents by 5:00 P.M. on the last day for filing is not eligible to have their name printed on the General Election ballot.⁸⁴

3. What to File

Independent candidates for federal office must file:

- a. Statement of Interest
- b. Nomination Paper and Declaration of Qualification
- c. Nomination Petition forms

Candidates for the office of U.S. Senator or Representative in Congress have the option of filing an optional Statement on Recall agreeing to resign if not re-elected on a recall vote.⁸⁵ If a candidate chooses to file this statement, the Secretary of State will provide the statement to the public.⁸⁶

Independent candidates for either a statewide or legislative office must file:

- a. Statement of Interest
- b. Nomination Paper and Declaration of Qualification
- c. Nomination Petition forms
- d. Financial Disclosure Statement

As discussed in [Chapter 2](#), all candidates must generate the Nomination Paper, Statement of Interest, and Financial Disclosure Statement in [Candidate Portal](#). Please note that **candidates are prohibited from filing**

⁸¹ [A.R.S. § 16-341\(C\)](#).

⁸² [A.R.S. §§ 16-341\(A\); 16-341\(C\); 38-543](#). Given March 5, 2022 falls on a Saturday, our Office will be open for in-person filings beginning on Monday, March 7. Candidates may complete paperwork online March 5.

⁸³ [A.R.S. § 16-951\(B\)](#).

⁸⁴ [A.R.S. § 16-341\(K\)](#).

⁸⁵ [A.R.S. § 19-221\(A\)](#).

⁸⁶ [A.R.S. § 19-221\(B\)](#).

documents to run for more than one office at the same election if the candidate cannot serve in both positions if elected to both.⁸⁷

Nomination Petition sheets must be organized by county prior to filing. If a candidate is missing any paperwork, or fails to have the petition forms properly organized, the candidate will be asked to fix the error and return at a later time.

Please review the filing instructions on our candidate filing website at:
<https://azsos.gov/elections/candidate-filing>.

4. Where to File

Candidates for federal, statewide, and legislative offices may file their nomination paperwork in-person, by mail, or via the designated drop-box. Please see page 23 of this Guide for more information.

⁸⁷ [A.R.S. § 38-296.01](#).

CHAPTER 5 Write-In Candidate Process

A. Becoming an Official Write-In Candidate

In lieu of seeking a nomination to appear on the Primary or General Election ballot, a person may run as a write-in candidate if the person files the required documentation in advance of the election and, for primary write-in candidates, meets applicable minimum vote requirements.⁸⁸

Becoming an official write-in candidate requires the officer in charge of elections to tabulate any write-in votes for the candidate and include those results in the official canvass of the election.⁸⁹ To qualify as an official write-in candidate, a candidate must timely file a write-in nomination paper and, if applicable, a financial disclosure statement with the appropriate filing officer.⁹⁰ A federal write-in candidate is not required to file a financial disclosure statement but has the option to file a statement on recall with the Secretary of State.

A person may not seek a write-in candidacy in the Primary Election if they previously filed nomination paperwork and failed to submit a sufficient number of valid signatures, withdrew from the Primary Election after a petition challenge in court, or was removed from the Primary Election ballot or otherwise found to be ineligible by a court.⁹¹ A person may not seek a write-in candidacy in the General Election for the same reasons listed above as to the Primary Election.⁹² In addition, if the candidate ran and lost in the preceding Primary Election or did not receive the requisite number of votes required to proceed to the General Election, that candidate may not seek a write-in candidacy in the General Election for the same office.⁹³

Write-in candidates must be both a qualified elector and resident of the district the person proposes to represent at the time of filing and for at least 120 days before the date of the election.⁹⁴

A statewide or legislative write-in candidate is not eligible to receive funding under the Citizens Clean Elections Act.⁹⁵

B. Filing Procedures

1. Required Paperwork

A person seeking to be a write-in candidate must file a nomination paper and, if applicable, financial disclosure statement via [Candidate Portal](#).⁹⁶ When applicable, the Statement on Recall can be filed with the Secretary of State's Office. Please refer to [Chapter 2](#) for directions on how to create a [Candidate Portal](#) account.

⁸⁸ [A.R.S. § 16-312](#).

⁸⁹ [A.R.S. § 16-312](#).

⁹⁰ [A.R.S. §§ 16-312\(A\); 16-312\(C\); 38-543](#).

⁹¹ [A.R.S. § 16-312\(F\)](#).

⁹² [A.R.S. § 16-312\(F\)](#).

⁹³ [A.R.S. §§ 9-821.01; 16-312\(F\); 16-645](#).

⁹⁴ [A.R.S. § 16-312\(A\)](#).

⁹⁵ [A.R.S. §§ 16-950\(E\); 16-961\(F\)\(2\)](#).

⁹⁶ [A.R.S. §§ 16-312\(A\); 16-312\(C\)](#).

2. Timeframe/Deadlines

For those who want to become an official write-in candidate in the Primary Election, the first day to file is **March 5, 2022** and the deadline is **June 23, 2022 at 5:00 P.M.**⁹⁷

For those who want to become an official write-in candidate in the General Election, the first day to file is **June 11, 2022** and the deadline is **September 29, 2022 at 5:00 P.M.**⁹⁸

A write-in candidate to fill a vacancy that occurs after the official ballots have been printed must file the required documents no later than five days before the election.⁹⁹

A write-in candidate who intends to run in a school district, special taxing district, or precinct committeeman election that may be canceled due to an insufficient number of candidates seeking election must file the required documents no later than 106 days before the election in question.¹⁰⁰

⁹⁷ [A.R.S. § 16-312\(B\).](#)

⁹⁸ [A.R.S. § 16-312\(B\).](#)

⁹⁹ [A.R.S. § 16-312\(B\)\(1\).](#)

¹⁰⁰ [A.R.S. § 16-312\(B\)\(2\).](#)

CHAPTER 6 Judicial Retention Filing Process

Arizona Supreme Court Justices, Court of Appeals Judges, and Superior Court Judges in Maricopa, Pima, Pinal, and Coconino Counties are initially appointed by the Governor after undergoing a merit selection process.¹⁰¹ For other counties with less than 250,000 residents, Judges are elected.¹⁰² When the judicial appointee’s first term expires, the justice or judge who wishes to continue to serve must submit their name to appear on the General Election ballot.¹⁰³

A justice or judge who desires to have their name placed on the General Election ballot to be retained in office must file a declaration of their intent to be retained with the Secretary of State’s Office between **August 10, 2022 and September 9, 2022 at 5:00 P.M.**¹⁰⁴

Justices and Judges must file a personal Financial Disclosure Statement covering the preceding twelve month period at the time of filing their declaration of candidacy.¹⁰⁵ Justices and Judges must also file a Declaration of Candidacy for Retention.¹⁰⁶ The Secretary of State’s Office will send both documents to Justices and Judges up for retention. Both documents will need to be completed and submitted properly to have the Justice or Judge’s name placed on the ballot for retention.

The Declaration of Candidacy for Retention and Financial Disclosure Statement may be emailed to candidate@azsos.gov or mailed to/dropped off at the address below:

c/o Elections Division
Secretary of State’s Office
1700 W Washington St, 7th Floor
Phoenix, AZ 85007

¹⁰¹ [Ariz. Const. art. VI, § 37\(A\)-\(C\)](#).

¹⁰² [Ariz. Const. art. VI, § 12](#).

¹⁰³ [Ariz. Const. art. VI, § 38\(A\)](#); [A.R.S. §§ 12-101; 12-120.01](#).

¹⁰⁴ [Ariz. Const. art. VI, § 38\(A\)-\(B\)](#).

¹⁰⁵ [A.R.S. § 38-543](#); [Sup. Ct. Rules, Rule 81, Code of Jud. Conduct, Rule 3.15](#); [Order in the Matter of: Judge Pro Tempore Financial Disclosure, Ariz. Administrative Order No. 95-1 \(1995\)](#).

¹⁰⁶ [Ariz. Const. art. VI, § 38\(A\)](#).

CHAPTER 7 Signature Requirements for Candidates

A. How Signature Requirements Are Determined

Arizona statute specifies the number of nomination petition signatures a candidate (excluding candidates for precinct committeemen) must collect in order to qualify for the ballot. Signature totals for federal, statewide, and legislative offices are posted on the [Secretary of State's website](#).

1. United States Senator

The minimum number of signatures required for candidates seeking to run for the nomination of a recognized political party is found by calculating 1/4 of 1% of the total qualified signers in the state as of January 2, 2022. The maximum number of signatures required is found by calculating 10% of the total qualified signers in the state as of January 2, 2022.¹⁰⁷

For independent candidates, the minimum number of signatures required is found by calculating 3% of the total registered voters as of January 2, 2022 who are not members of a recognized political party that will be accorded representation on the general election ballot.¹⁰⁸

2. United States Representative in Congress

For candidates seeking to run for the nomination of a recognized political party, the minimum number of signatures required for the office of Representative in Congress is found by calculating at least 1/2 of 1% of the qualified signers¹⁰⁹ in that district as of January 2, 2022. The maximum number of signatures required is found by calculating 10% of the total qualified signers in that district as of January 2, 2022.¹¹⁰

For independent candidates, the minimum number of signatures required is found by calculating 3% of the total registered voters as of January 2, 2022 who are not members of a recognized political party that will be accorded representation on the general election ballot.¹¹¹

3. Statewide Office

Signature requirements for statewide offices (*i.e.*, Governor or Corporation Commissioner) are determined using the same formula as the requirements for United States Senator, explained in Section (A)(1) above.

¹⁰⁷ [A.R.S. § 16-322\(A\)\(1\)](#).

¹⁰⁸ [A.R.S. § 16-341\(E\)-\(F\)](#).

¹⁰⁹ A qualified signer means a qualified elector who is 1) a registered member of the party from which the candidate is seeking nomination, 2) a registered member of a political party that is not entitled to continued representation on the ballot (see [A.R.S. § 16-804](#)), or 3) registered as independent or no party preferred. [A.R.S. § 16-321\(F\)](#).

¹¹⁰ [A.R.S. § 16-322\(A\)\(2\)](#).

¹¹¹ [A.R.S. § 16-341\(E\)](#).

4. Legislative Office

For candidates seeking to run for the nomination of a recognized political party, the minimum number of signatures required is found by calculating 1/2 of 1% of the total qualified signers in the district as of January 2, 2022. The maximum number of signatures required is found by calculating 3% of the total qualified signers in the district as of January 2, 2022.¹¹²

For independent candidates, the minimum number of signatures required is found by calculating 3% of the total registered voters for that district who are not members of a political party that is qualified for representation as of January 2, 2022.¹¹³

B. Impact of Redistricting on Signature Requirements

The current signature requirements reflect the voter registration statistics from the 2020 districts, and it is not possible to calculate the number of signatures required based on the 2022 districts. Signature requirements are calculated from the voter registrations statistics reported as of January 2, 2022.¹¹⁴ The 2022 legislative and congressional district maps were certified and transmitted to the Secretary of State on January 24, 2022. The new maps will take significant time to implement and may not be in the statewide voter registration system until the end of the candidate filing period. That means that the numbers will not be available in time for candidates to collect signatures and meet the April 4 deadline.

Candidate signature requirements are prescribed in Arizona law.¹¹⁵ The statute does not provide clear guidance on how candidates affected by redistricting should proceed. **Because the statute is vague, candidates are encouraged to collect and file the higher of the minimum number of required signatures in either the candidates 2020 district or 2022 district.**

Example: If you are filing to appear on the ballot for LD30 but your 2020 district was LD5, you would file the higher of the two signature requirements, which would be the minimum in LD5 (654 signatures).

¹¹² [A.R.S. § 16-322\(A\)\(3\).](#)

¹¹³ [A.R.S. § 16-341\(E\).](#)

¹¹⁴ [A.R.S. § 16-322\(B\), \(D\).](#)

¹¹⁵ [A.R.S. § 16-322.](#)

CHAPTER 8 Campaign Contributions

A. When to Form a Candidate Committee

A candidate generally must form a campaign committee before commencing his or her campaign in earnest. More detailed information regarding the requirements for candidate committees can be found in the [Campaign Finance – Candidate Guide](#),¹¹⁶ available at www.azsos.gov/elections.

A candidate seeking election to state, county, or city/town public office, including a judge seeking to be retained in office, is required to form a candidate committee upon reaching a certain level of financial activity.¹¹⁷ Specifically, for the 2022 election cycle, a prospective candidate who has received contributions or made expenditures (in any combination) of at least \$1,300 in connection with his or her candidacy is required to form a committee within 10 days of reaching that threshold.¹¹⁸ For example, receiving a \$600 check from a family friend and then spending \$700 on campaign supplies will trigger the registration requirement. Use of a candidate’s own personal monies for campaign purposes counts towards the \$1,300 threshold as well.¹¹⁹ If a candidate never reaches the \$1,300 threshold, however, registration and reporting are not required.

Spending “in connection with” one’s candidacy includes more than just the obvious indicators that someone is running for office, such as receiving contributions or purchasing campaign signs.¹²⁰ It also includes (but is not necessarily limited to) activities such as conducting polling, purchasing email lists, hiring attorneys or consultants, taking out a loan, incurring travel expenses, leasing facilities, purchasing supplies or equipment, or any other expense incurred for campaign purposes. Keep in mind, any contributions received or expenditures incurred before registration are eventually reportable, so a candidate must keep track of all financial activity from the first dollar.¹²¹

¹¹⁶ <https://azsos.gov/sites/default/files/%28FINAL%29%202220-2-4%20Campaign%20Finance%20%20Candidate%20Handbook.pdf>.

¹¹⁷ [A.R.S. §§ 16-901\(7\); 16-905\(A\)](#). Arizona Supreme Court Justices, Court of Appeals Judges, and Superior Court Judges in Maricopa, Pima, and Pinal Counties seek retention in office pursuant to [Ariz. Const. art. VI, § 38](#) after their initial appointment. Although they are required to form campaign committees if they reach the requisite financial threshold, Arizona judicial ethics rules prohibit judges from personally soliciting campaign contributions. *See* [Sup. Ct. Rules, Rule 81, Code of Jud. Conduct, Rule 4.1\(A\)\(6\)](#).

¹¹⁸ [A.R.S. §§ 16-905\(A\); 16-906\(A\)](#). Registration thresholds are increased by \$100 in January of each odd numbered year since enactment in 2016 pursuant to [A.R.S. § 16-931\(A\)\(1\)](#).

¹¹⁹ A candidate’s “personal monies” include all sources of income or wealth available to the candidate or candidate’s spouse. [A.R.S. § 16-901\(40\)](#).

¹²⁰ Candidate registration is triggered if a candidate raises or spends at least \$1,200 “in connection with” his or her candidacy. [A.R.S. §§ 16-905\(A\); 16-931\(A\)\(1\)](#).

¹²¹ [A.R.S. § 16-907\(I\)](#).

B. Where to Register a Candidate Committee

A candidate committee is formed by filing a statement of organization with the appropriate filing officer within 10 days of qualifying as a committee. The “filing officer” is the election official that accepts campaign finance reports for the office in question.¹²²

- Statewide and legislative candidates must file their statement of organization with the Secretary of State via [Beacon](#).¹²³
- County candidates and candidates for certain special taxing districts file either with the County Recorder or with the election department in that particular county.¹²⁴ School district candidates file with the [County School Superintendent](#).¹²⁵ County contact information is available at <https://azsos.gov/elections/voting-election/contact-information-county-election-officials>.
- Candidates for city and town offices file their statements of organization with the city or town clerk.¹²⁶ Contact information for each city and town may be found through the League of Arizona Cities and Towns at <http://www.leagueaz.org/lgd/>.

C. Campaign Finance Reporting Dates¹²⁷

PACS AND POLITICAL PARTIES	
Reporting Period	Report Due
2021 4 th Quarter Report: Oct. 1, 2021 to Dec. 31, 2021	Jan. 1, 2022 to Jan. 15, 2022*
2022 1 st Quarter Report: Jan. 1, 2022 to Mar. 31, 2022	Apr. 1, 2022 to Apr. 15, 2022
2022 2 nd Quarter Report: Apr. 1, 2022 to June 30, 2022	July 1, 2022 to July 15, 2022
2022 Pre-Primary Election Report: July 1, 2022 to July 16, 2022	July 17, 2022 to July 23, 2022*
2022 Post-Primary (Q3) Report: July 17, 2022 to Sep. 30, 2022	Oct. 1, 2022 to Oct. 15, 2022*
2022 Pre-General Election Report: Oct. 1, 2022 to Oct. 22, 2022	Oct. 23, 2022 to Oct. 29, 2022*
2022 Post-General Election (Q4) Report: Oct. 23, 2022 to Dec. 31, 2022	Jan. 1, 2023 to Jan. 17, 2023

¹²² [A.R.S. § 16-906\(A\)](#). In Arizona, the “filing officer” is either the Secretary of State or the county, city, or town officer in charge of elections for that jurisdiction who accepts statements and reports for those elections. [A.R.S. § 16-901\(27\)](#).

¹²³ [A.R.S. § 16-928\(A\)\(1\)](#).

¹²⁴ [A.R.S. § 16-928\(A\)\(2\)](#).

¹²⁵ [A.R.S. §§ 16-928\(A\)\(2\); 15-422\(A\)](#).

¹²⁶ [A.R.S. § 16-928\(A\)\(3\)](#).

¹²⁷ These tables do not include potential filing deadlines provided by the Clean Elections Act. Please contact the Citizens Clean Elections Commission for further information.

Running for Office – A Candidate Guide

Effective April 15, 2018, if a reporting deadline falls on a weekend or holiday, the deadline is extended to next business day. See [A.R.S. §§ 1-243\(A\)](#); [1-303](#).

STATEWIDE AND LEGISLATIVE CANDIDATES

Reporting Period	Report Due
2021 Cumulative Report: Jan. 1, 2021 to Dec. 31, 2021	Jan. 1, 2022 to Jan. 15, 2022*
2022 1 st Quarter Report: Jan. 1, 2022 to Mar. 31, 2022	Apr. 1, 2022 to Apr. 15, 2022
2022 2 nd Quarter Report: Apr. 1, 2022 to June 30, 2022	July 1, 2022 to July 15, 2022
2022 Pre-Primary Election Report: July 1, 2022 to July 16, 2022	July 17, 2022 to July 23, 2022*
2022 Post-Primary (Q3) Report: July 17, 2022 to Sep. 30, 2022	Oct. 1, 2022 to Oct. 15, 2022*
2022 Pre-General Election Report: Oct. 1, 2022 to Oct. 22, 2022	Oct. 23, 2022 to Oct. 29, 2022*
2022 Post-General Election (Q4) Report: Oct. 23, 2022 to Dec. 31, 2022	Jan. 1, 2023 to Jan. 17, 2023

Notes:

- Pursuant to [A.R.S. § 16-927\(B\)](#), the reporting period for a candidate committee’s first campaign finance report of the election cycle shall be cumulative and cover the entire election cycle to date.

**Effective April 15, 2018, if a reporting deadline falls on a weekend or holiday, the reporting deadline is extended to the next business day. See [A.R.S. §§ 1-243\(A\)](#), [1-303](#).*

STANDING COMMITTEES

Reporting Period	Report Due
2021 November Post-Election Report: Oct. 17, 2021 to Dec. 31, 2021	Jan. 1, 2022 to Jan. 15, 2022*
2022 1 st Quarter Report: Jan. 1, 2022 to Mar. 31, 2022	Apr. 1, 2022 to Apr. 15, 2022
2022 2 nd Quarter Report: Apr. 1, 2022 to June 30, 2022	July 1, 2022 to July 15, 2022
2022 Pre-Primary Election Report: July 1, 2022 to July 16, 2022	July 17, 2022 to July 23, 2022*

Running for Public Office – A Candidate Guide

2022 Post-Primary (Q3) Report: July 17, 2022 to Sep. 30, 2022	Oct. 1, 2022 to Oct. 15, 2022*
2022 Pre-General Election Report: Oct. 1, 2022 to Oct. 22, 2022	Oct. 23, 2022 to Oct. 29, 2022*
2022 Post-General Election (Q4) Report: Oct. 23, 2022 to Dec. 31, 2022	Jan. 1, 2023 to Jan. 17, 2023
<i>Effective April 15, 2018, if a reporting deadline falls on a weekend or holiday, the deadline is extended to next business day. See A.R.S. §§1-243(A); 1-303.</i>	

Please note that Clean Elections candidates are responsible for additional reports. The deadline for filing 2022 CCEC Independent Expenditure Trigger Reports are located on CCEC’s website: <https://www.azcleelections.gov/run-for-office/campaign-finance-reporting-periods>. Please contact CCEC for more information.

CHAPTER 9 General Voter Registration and Election Information

A. Voter Registration

1. Qualifications

A person is qualified to register to vote in Arizona if the person:¹²⁸

- Is a United States citizen;
- Will be 18 years old by the next General Election;
- Will have been a resident of Arizona and the county of registration for at least 29 days prior to the next election;
- Can write their name (or make their mark), unless prevented from doing so by physical disability;
- Has not been convicted of treason or a felony, unless their civil rights have been restored; and
- Has not been found by a court to be mentally incapacitated with their voting rights revoked.

In cases of limited guardianship only, a person is not deemed incapacitated and shall retain the right to vote if the person files a petition, has a hearing, and the judge determines that the person retains sufficient understanding to exercise the right to vote.¹²⁹

2. How to Register to Vote

Eligible Arizona residents may register to vote:

- Online at www.servicearizona.com;
 - There is a [ServiceArizona Guide](#) available on the Secretary of State's website if you need assistance or have questions navigating registering to vote on ServiceArizona.com.
- In-person at the appropriate County Recorder's Office;
- By mailing a completed voter registration form to the appropriate County Recorder's Office;
- When applying for or updating their driver's license or state identification card with the Arizona Department of Transportation's Motor Vehicle Division (AZMVD), whether in-person or online;
- When applying for or updating an application for benefits from a public assistance or disabilities services agency, whether in-person or online.

Voter registration forms are available at government offices and public locations throughout the state and can be downloaded from the Secretary of State's website at www.azsos.gov. Voters can also request a voter

¹²⁸ [Ariz. Const. art. VII, § 2; A.R.S. §§ 9-822\(A\); 16-101; 16-126\(A\); 16-152.](#)

¹²⁹ [A.R.S. § 14-5304.02.](#)

registration form from their County Recorder ([County Election Officials Contact Information](#)) or the Secretary of State’s Office by emailing elections@azsos.gov or calling 1-877-THE VOTE (843-8683).

If an applicant is unable to complete a registration form, another person may assist in completing the form. The person assisting must also sign the registration form at the designated location.¹³⁰

The registration form must also contain the applicant’s Arizona driver’s license number, nonoperating identification license number, or the last four digits of the applicant’s social security number.¹³¹ If the person has none of the above, the registrant must attest to this in order to register.¹³²

3. Proof of Citizenship Requirement

A registrant must be a United States citizen to be qualified to register to vote.¹³³ United States citizenship must be sworn to under penalty of perjury when registering to vote. In addition, under Arizona’s bifurcated or dual-track voter registration system, an acceptable form of documentary proof of citizenship (DPOC) is required to be registered as a “full-ballot” voter. A “full-ballot” voter is entitled to vote for all federal, state, county, and local races as well as state and local ballot measures for which the voter qualifies.

An otherwise eligible registrant who does not submit DPOC and whose citizenship cannot be verified via AZMVD records or other record in the statewide voter registration database is only eligible to register as a “federal-only” voter. A “federal-only” voter is eligible to vote solely in races for federal office in Arizona.

Acceptable DPOC for voter registration purposes includes:

- The applicant’s Arizona driver license or non-driver identification card, issued after October 1, 1996 and not indicating non-citizen status, or a legible photocopy of a driver’s license or nonoperating license from another state within the United States if the license indicates on its face that the applicant has provided satisfactory proof of citizenship.¹³⁴
- A legible photocopy of a birth certificate that verifies citizenship. If the name on the birth certificate is not the same as the registrant’s current legal name, supporting legal documentation is also required (*e.g.*, marriage certificate).¹³⁵

¹³⁰ [A.R.S. § 16-152\(A\)\(20\)](#).

¹³¹ [A.R.S. §§ 16-121.01\(A\); 16-152\(A\)\(12\)](#).

¹³² [A.R.S. § 16-152\(A\)\(12\)](#).

¹³³ [Ariz. Const. Art. VII, § 2; 18 U.S.C. § 611\(a\) \(2018\); A.R.S. § 16-101\(A\)\(1\)](#).

¹³⁴ [A.R.S. § 16-166\(F\)\(1\); Election Services Division, Office of the Secretary of State, Arizona Department of State, ELECTIONS PROCEDURES MANUAL 3-4 \(2019\)](#).

¹³⁵ [A.R.S. § 16-166\(F\)\(2\); Election Services Division, Office of the Secretary of State, Arizona Department of State, ELECTIONS PROCEDURES MANUAL 4-5 \(2019\)](#).

- A legible photocopy of pertinent pages of a United States passport or passport card identifying the applicant.¹³⁶
- Presentation to the County Recorder of United States naturalization documents or the applicant's alien registration number, naturalization certificate number, or citizenship certificate number.¹³⁷
- The applicant's Bureau of Indian Affairs Card Number, Indian Census Number, Tribal Treaty Card Number, or Tribal Enrollment Number, or a legible photocopy of a Tribal Certificate of Indian Blood or Tribal or Bureau of Indian Affairs Affidavit of Birth.¹³⁸

4. Voter Registration Deadline

An applicant must register to vote at least 29 days before an election in to be eligible to vote in that election.¹³⁹

A voter registration returned to a County Recorder or the Secretary of State by mail is timely for voting in the next election if it is:

- Postmarked by the applicable voter registration deadline *and* received by the County Recorder by 7:00 P.M. on Election Day;¹⁴⁰ or
- Dated by the applicable voter registration deadline *and* received by the County Recorder by first class mail within five days after the voter registration deadline for that election.¹⁴¹

If a registration form is received by the County Recorder from persons, groups, or agencies that are not authorized to accept voter registrations and does not bear a legible postmark date or an otherwise reliable date, the effective date of registration will be the date that those forms are received by the County Recorder.

5. Voter Registration Deadline for UOCAVA Registrants

Any absent uniformed services or overseas voter as defined by the Uniformed and Overseas Citizens Absentee Voting Act (UOCAVA) are permitted to register to vote using the Federal Post Card Application (FPCA) or to register and vote using the Federal Write-In Absentee Ballot (FWAB) up until 7:00 P.M. on Election Day.¹⁴² A completed FPCA or FWAB is timely if received by the County Recorder's or Secretary of State's Office via mail, email, or fax by 7:00 P.M. on Election Day.¹⁴³

¹³⁶ [A.R.S. § 16-166\(F\)\(3\); Election Services Division, Office of the Secretary of State, Arizona Department of State, ELECTIONS PROCEDURES MANUAL 5 \(2019\).](#)

¹³⁷ [A.R.S. § 16-166\(F\)\(4\); Election Services Division, Office of the Secretary of State, Arizona Department of State, ELECTIONS PROCEDURES MANUAL 5 \(2019\).](#)

¹³⁸ [A.R.S. § 16-166\(F\)\(6\); Election Services Division, Office of the Secretary of State, Arizona Department of State, ELECTIONS PROCEDURES MANUAL 5-6 \(2019\).](#)

¹³⁹ [A.R.S. §§ 16-120\(A\); 16-134\(C\).](#) If the 29-day registration deadline falls on a weekend or state holiday (regardless of whether a particular county office is open for business), the registration deadline is extended to the next business day for state government. For example, if the registration deadline falls on Columbus Day (a Monday), a registrant is qualified to vote in the next election if they register on the next day, Tuesday. [A.R.S. § 16-120\(B\); see also A.R.S. § 1-301\(A\) \(listing state holidays\).](#)

¹⁴⁰ [A.R.S. § 16-134\(C\)\(1\).](#)

¹⁴¹ [A.R.S. § 16-134\(C\)\(2\).](#)

¹⁴² [A.R.S. §§ 16-103\(C\); 16-543.02\(B\).](#)

¹⁴³ [A.R.S. § 16-103\(C\).](#)

Any United States citizen who has never resided in the United States but whose parent is a United States citizen who is registered to vote in Arizona is eligible to register to vote in Arizona using the FPCA and may register and vote in Arizona using the FWAB.¹⁴⁴

The Secretary of State's office allows FPCA forms, early ballot requests, and early ballots to be faxed to and from military and overseas voters. Voted early ballots may be faxed from military and overseas voters or submitted through Arizona's secured ballot upload system.¹⁴⁵

More information regarding registration and voting by military and overseas voters can be obtained at <https://azsos.gov/elections/voting-election/military-and-overseas-voters>.

6. Voter Information Changes

Voters who have a name change, address change, or change of political party affiliation must update their information either online at www.servicearizona.com or by submitting a new voter registration form. Out-of-county address changes and changes of political party affiliation must be submitted to the County Recorder by the applicable deadline for the change to be effective for the next election.¹⁴⁶

There is a [ServiceArizona Guide](#) if you need assistance or have questions navigating registering to vote on ServiceArizona.com.

B. Voting in the Election

1. Voter Identification Requirement

Voters are required to show identification (ID) at the polling place or vote center before receiving a ballot on Election Day.¹⁴⁷ The same voter ID requirements also apply to in-person early voting, including at an on-site early voting location, emergency early voting center, or through personal early ballot delivery by a special election board.¹⁴⁸

Acceptable forms of voter ID fall into one of three categories:

- **Photo ID (List 1):** A valid photo identification with the voter's photograph, and name and address that reasonably match the name and address in the signature roster or e-pollbook.
 - Valid Arizona driver's license;

¹⁴⁴ [A.R.S. §§ 16-103\(E\); 16-593\(A\)\(9\)](#).

¹⁴⁵ [A.R.S. § 16-543](#). Arizona's UOCAVA Portal is located at <https://my.arizona.vote/UOCAVA2/default.aspx>.

¹⁴⁶ [A.R.S. §§ 16-120; 16-135; 16-136; 16-137](#).

¹⁴⁷ [A.R.S. § 16-579\(A\)\(1\)](#).

¹⁴⁸ [See Election Services Division, Office of the Secretary of State, Arizona Department of State, ELECTIONS PROCEDURES MANUAL 182-183 \(2019\)](#).

- Valid Arizona nonoperating identification card;
 - Tribal enrollment card or other form of tribal identification; or
 - Valid United States federal, state, or local government issued identification.¹⁴⁹
- **Non-Photo ID (List 2):** Two separate pieces of valid non-photo identification with the voter’s name and address that reasonably match the name and address in the signature roster or Epollbook.¹⁵⁰
 - Utility bill dated within 90 days of the election (e.g. a bill for electric, gas, water, solid waste, sewer, telephone, cellular phone, or cable television);
 - Bank or credit union statement dated within 90 days of the election;
 - Valid Arizona vehicle registration;
 - Valid Arizona vehicle insurance card;
 - Valid Indian or Native American census card;
 - Property tax statement for the voter’s residence;
 - Tribal enrollment card or other form of tribal identification;
 - Valid Recorder’s Certificate;
 - Any valid United States federal, state, or local government-issued identification; or
 - Any mailing to the voter’s residence marked “Official Election Material,” including a voter registration card.¹⁵¹
- **Hybrid (List 3):** Certain combinations of documents from Lists 1 and 2, including:
 - A valid photo identification from List 1 with an address that does not reasonably match the address in the signature roster or e-pollbook, *plus* a document from List 2 with an address that does reasonably match the voter’s address in the signature roster or e-pollbook;
 - A valid United States passport or passport card, *plus* a document from List 2; or
 - A valid United States military identification, *plus* one valid form of non-photo identification from List 2.¹⁵²

¹⁴⁹ [A.R.S. § 16-579\(A\)\(1\)\(a\)](#).

¹⁵⁰ Any document from List 2 may be presented electronically, such as on a tablet or smartphone.

¹⁵¹ [A.R.S. § 16-579\(A\)\(1\)\(b\)](#).

¹⁵² [A.R.S. § 16-579\(A\)\(1\)](#).

Acceptable forms of tribal identification include, but are not limited to¹⁵³:

- A tribal identification or enrollment card issued under the authority of a federally-recognized Indian tribe, nation, community, or band, a tribal subdivision or the Bureau of Indian Affairs;
- A Certificate of Indian Blood issued to a tribal member under the authority of a tribe or by the Bureau of Indian Affairs;
- A voter identification card issued under the authority of a federally-recognized tribe;
- A home site assignment lease, permit or allotment issued under the authority of a tribe, tribal subdivision, or by the Bureau of Indian Affairs; or
- A grazing permit or allotment issued to a tribal member under the authority of a tribe, tribal subdivision, or by the Bureau of Indian Affairs.

Voter identification is “valid” unless it can be determined on its face that it has expired.¹⁵⁴ For more information on the requirement for showing proof of identity at the polls, please visit the Secretary of State’s website at www.azsos.gov or call 1-877-THE-VOTE.

2. Early Voting

a. In-Person/On-Site Early Voting

Any voter may vote early beginning 27 days before Election Day through 5:00 P.M. on the Friday before Election Day. Voters may vote early in person at the County Recorder’s Office or any other in-person early voting locations established by the County Recorder.¹⁵⁵ Notices of withdrawals and official write-in candidates will be posted at early voting locations.¹⁵⁶

b. Ballot-By-Mail

Voters may vote early by mail. A voter may request a ballot-by-mail from the County Recorder beginning 93 days before an election.¹⁵⁷ The County Recorder may begin mailing ballots-by-mail to eligible voters starting 27 days before the election.¹⁵⁸ The deadline to request a ballot-by-mail is 5:00 P.M. on the second Friday before the election (*i.e.*, 11 days before the election).¹⁵⁹

¹⁵³ [Election Services Division, Office of the Secretary of State, Arizona Department of State, ELECTIONS PROCEDURES MANUAL 183-184 \(2019\).](#)

¹⁵⁴ [A.R.S. § 16-579\(A\)\(1\)\(a\).](#)

¹⁵⁵ [A.R.S. § 16-542\(E\).](#)

¹⁵⁶ [A.R.S. §§ 16-312\(E\); 16-343\(G\).](#)

¹⁵⁷ [A.R.S. § 16-542\(A\).](#) An early or ballot-by-mail request from a UOCAVA voter is valid if it is received by the County Recorder or other officer in charge of elections anytime during the calendar year. Such requests are valid through the next regular General Election, unless a different time period (not exceeding the next two regular General Elections) is designated by the voter. [52 U.S.C. §§ 20301–20311 \(2018\); A.R.S. § 16-542\(B\).](#)

¹⁵⁸ [A.R.S. § 16-542\(C\).](#)

¹⁵⁹ [A.R.S. § 16-542\(F\).](#)

Ballots-by-mail must be signed and returned to the County Recorder or other officer in charge of elections or dropped off at any polling place or vote center by 7:00 P.M. on Election Day.¹⁶⁰ If it is not signed, it will not be counted. County Recorders' offices will remain open until 7:00 P.M. on Election Day to accept ballots-by-mail. Ballots-by-mail may also be dropped off at any early voting location or other designated ballot drop-off location or drop-box.¹⁶¹

c. Active Early Voting List

How is the Active Early Voting List different from the Permanent Early Voting List?

The passage of [S.B. 1485](#) in 2021 created the “Active Early Voting List” (AEVL). Voters who sign up to be placed on the AEVL automatically receive a ballot-by-mail for each election for which the voter is eligible.

Any registered voter can request to be placed on the AEVL. Voters who were on the PEVL will be transferred to the AEVL. As best practice, please check the status of your voter registration in advance of the election to confirm your information and ballot-by-mail status are current.

Once a voter is placed on the AEVL, they will automatically receive a ballot-by-mail as long as they continue to vote by mail, at least once, over the course of two consecutive election cycles and ensure their mailing address is current. Voters in “inactive” status* or who do not have a current, in-state mailing address are not eligible to automatically receive a ballot-by-mail. A voter may request to be removed from the AEVL at any time.

Previously with the PEVL, after a voter was added to the list, the voter would automatically be sent a ballot-by-mail for any election for which they were eligible until they requested to be removed from the list in writing, the voter's registration was moved to inactive status, or if the notice sent by the county recorder was undeliverable and the county recorder could not get in touch with the voter.

A voter may be placed in **inactive status following the National Voter Registration Act procedures. This occurs if a piece of official election mail is returned undeliverable AND if the voter fails to respond to a subsequent mailing from the county recorder. Voters in inactive status may still vote but must confirm their contact information prior to casting a ballot.*

Who will be affected by the change?

Voters will be removed from the AEVL if they DO NOT vote a ballot-by-mail in AT LEAST one election over the course of the next two consecutive election cycles (approximately four years) AND do not properly respond to the county recorder's notice when received.

¹⁶⁰ [A.R.S. § 16-547\(C\)](#).

¹⁶¹ [A.R.S. §§ 16-548\(A\); 16-551\(C\)](#).

Beginning on January 15, 2027, county recorders will begin sending out official notices to AEVL voters who DID NOT vote a ballot-by-mail in AT LEAST one election over the course of the previous two consecutive election cycles.

If a voter does not respond to the official notice within 90 days, they will be removed from the AEVL and will no longer receive a ballot-by-mail until they contact their county recorder's office and/or update their registration information.

What elections are covered by this change?

Qualified elections include regular primary and general elections with a federal candidate on the ballot. It also includes primary, general, or runoff elections with a city or town candidate.

AEVL voters that do not return a ballot-by-mail in AT LEAST one of these elections for two consecutive election cycles will receive an official notice from their county recorder after January 15, 2027, asking them to confirm their interest in remaining on the AEVL.

If I'm removed from the AEVL, how do I get back on?

If you respond to the notice from the county recorder within 90 days, you will not be removed from the list.

However, if you are removed from the list, you can rejoin the AEVL by updating your registration at servicearizona.com.

If I'm removed from the AEVL, can I still vote in person?

Yes! Removal from the AEVL is NOT removal from the voter registration rolls. Your voter registration is not impacted by your AEVL status.

How do I sign up for the AEVL?

To sign up for the AEVL, voters can visit servicearizona.com and complete a new voter registration form. Once the form has been completed, the voter's existing voter registration record will be updated by their county recorder's office.

I was already on the PEVL. Do I need to sign up to get on the AEVL?

If you were already on the PEVL, you are automatically on the AEVL as long as you maintain an active status as described above.

d. Emergency Early Voting¹⁶²

Upon resolution of the Board of Supervisors, a county may establish and operate one or more emergency voting centers between 5:00 P.M. on the Friday preceding the election and 5:00 P.M. on the Monday preceding the election. An “emergency” means any unforeseen circumstance that would prevent a voter from voting at the polling place.¹⁶³

- Before receiving a ballot at an emergency early voting center, a voter must provide identification as prescribed by [A.R.S. § 16-579](#) (see [Chapter 9, Section \(B\)\(1\)](#) above for more details on the identification requirement).¹⁶⁴
- The voter must also sign a statement under penalty of perjury containing substantially the following language:
 - “I declare under penalty of perjury that I am experiencing or have experienced an emergency after 5:00 P.M. on the Friday immediately preceding the election and before 5:00 P.M. on the Monday immediately preceding the election that will prevent me from voting at a polling place on Election Day.”

Voters should contact their County Recorder or other county officer in charge of elections for further details about the availability of and requirements for emergency voting.

3. Voter Assistance

A voter may be accompanied by a minor or assisted by a person of their choice in the voting booth or be assisted by two election officials, one from each major political party. However, a person who is a candidate for an office in that election, other than the office of precinct committeeman, is not eligible to assist any voter.¹⁶⁵ To avoid the appearance of impropriety, undue influence on the voter, or a violation of [16-1013](#), in no instance shall any person, other than an election official, approach prospective voters in line or in a polling site to offer unsolicited assistance.¹⁶⁶

C. Additional Information

1. Open Primary System

Arizona’s open primary law allows voters registered as independent, unaffiliated, or with no party preference and members of a party without ballot recognition to vote the partisan Primary Election ballot of one of the

¹⁶² [Election Services Division, Office of the Secretary of State, Arizona Department of State, ELECTIONS PROCEDURES MANUAL 65-66 \(2019\).](#)

¹⁶³ [A.R.S. § 16-542\(H\).](#)

¹⁶⁴ [A.R.S. § 16-542\(I\).](#)

¹⁶⁵ [A.R.S. § 16-1013.](#)

¹⁶⁶ [Election Services Division, Office of the Secretary of State, Arizona Department of State, ELECTIONS PROCEDURES MANUAL 180-181 \(2019\).](#)

recognized political parties of the voter’s choice.¹⁶⁷ Only names of candidates of “recognized” parties appear on that party’s Primary Election ballot. Voters registered in a recognized political party may vote only the Primary Election ballot of that political party.¹⁶⁸

If a registered voter is not affiliated with a recognized political party and wishes to vote in a partisan Primary Election, the voter shall identify on the ballot-by-mail request or at the voting location the recognized political party ballot that the voter would like to receive.¹⁶⁹

2. Electioneering

Electioneering occurs when a person knowingly and intentionally expresses verbal support for, or opposition to, a candidate who appears on the ballot in that election, a ballot question that appears on the ballot in that election or a political party with one or more candidates who appear on the ballot in that election in order to induce or compel another person to vote in a particular manner or to refrain from voting.¹⁷⁰

It is a class 2 misdemeanor for any person to attempt to influence a person’s vote within 75 feet of a polling place, vote center, or early voting location.¹⁷¹ A person shall not be allowed to remain inside the 75-foot limit while the voting location is open, except for the purpose of voting, and no electioneering may occur within the 75-foot limit.¹⁷²

Except in the case of a voting location with an emergency designation, electioneering must be permitted outside the 75-foot limit at any facility designated as a voting location. A list of voting locations with an emergency designation, the reason the emergency designation was granted, and the number of attempts that were made to find a polling place before granting the designation may be found on the County Recorder’s website.¹⁷³

An election official, an appointed political party representative, or a challenger shall not wear, carry, or display materials that identify or express support for, or opposition to, a candidate, a political party or organization, a ballot question, or any other political issue, and shall not electioneer within the 75-foot limit.¹⁷⁴

¹⁶⁷ [Ariz. Const. art. VII, § 10](#). Recognized parties are parties that have ballot representation through the new party petition process or have qualified for continued representation as provided in [A.R.S. § 16-804](#).

¹⁶⁸ [A.R.S. § 16-467\(B\)](#).

¹⁶⁹ [A.R.S. § 16-544\(G\)\(2\)](#).

¹⁷⁰ [A.R.S. § 16-515\(I\)](#).

¹⁷¹ [A.R.S. §§ 16-515\(H\); 16-1018\(I\)](#).

¹⁷² [A.R.S. § 16-515\(A\)](#).

¹⁷³ [A.R.S. § 16-411\(H\)](#).

¹⁷⁴ [A.R.S. § 16-515\(F\)](#).

3. Election Night Reporting

The Secretary of State’s Office will begin displaying unofficial election results at 8:00 P.M. on Election Night. All results are unofficial, including contests that may be “called” by the media, until the official canvass of election results is adopted.¹⁷⁵

¹⁷⁵ [Election Services Division, Office of the Secretary of State, Arizona Department of State, ELECTIONS PROCEDURES MANUAL 239 \(2019\).](#)

APPENDIX A Candidate Checklist

A candidate must have the following documents before our Office can process the filing:

1. Nomination Petition Signature Sheets

- a. Must be organized by county.
- b. If you have signatures collected via [E-Qual](#), close your electronic petition and print before you come to file.
 - Sign the circulator page.
- c. Avoid common pitfalls:
 - Sheets should be double-sided with the front containing signatures and the back containing the circulator affidavit.
 - Each sheet must clearly identify who is running and for which office.
 - The back of each sheet must be properly filled out by the circulator.

2. Three documents must be completed via [Candidate Portal](#) before filing. Have questions about Candidate Portal? Email candidate@azsos.gov or call us at 602-542-8683.

- a. Nomination Paper
- b. Financial Disclosure Statement
 - a. Except for federal candidates
- c. Statement of Interest (must be filed via Candidate Portal before collecting petition signatures)

3. Candidates participating in Clean Elections must also have:

- a. Clean Elections Application for Certification
 - It is recommended that the Application for Certification be submitted one week in advance of a filing appointment to the Secretary of State's Office via mail-in or drop off. Failing to do so may result in a delay.
- b. Clean Elections Application for Funding
 - Select the appropriate boxes for funding
 - Sign and date your application
- c. Print-out of all \$5 Qualifying Contributions (QCs)
 - Generate this report after entering your \$5 QCs in [Beacon](#)
- d. E-Qual report of QCs
 - Close your electronic QC petition and print before you come to file
- e. QC paper slips
 - Should be organized by county, then best practice is to sort alphabetically within each county

4. Federal Candidates Only: Optional Statement on Recall

5. Filing by mail or by drop box forms

- a. Nomination paperwork: [Candidate Filing by Mail Certification Form](#)
- b. Clean Elections paperwork: [CCEC Qualifying Contribution Filing by Mail Certification Form](#)