

COUNCIL
EXECUTIVE
REPORT

MAY 2022



INTRODUCTION

This issue of the Council Executive Report provides a summary of the Town's performance during May 2022. The information is organized in sections based on the Town's General Plan:

LAND MANAGEMENT: How Marana plans to use the land and where the Town expects growth.

BUILT ENVIRONMENT: Man-made structures built on the land. It is used to describe all structures, facilities and other physical infrastructure, and includes urban and rural development, telecommunications, utility networks, transportation systems, and sewer treatment and conveyance systems.

PEOPLE AND COMMUNITY: Marana values its citizens, businesses and visitors and strives to create a high quality of life. This theme ensures that citizen, business and visitor needs are addressed equally and includes public safety, parks and recreation, economic vitality and community involvement.

RESOURCE MANAGEMENT: Provides guidance in managing Marana's renewable and non-renewable resources. Elements include open space and trails, cultural resources, water resources and energy.

COUNCILMEMBERS

Mayor Ed Honea

Vice Mayor Jon Post

Councilmember Patti Comerford

Councilmember Jackie Craig

Councilmember John Officer

Councilmember Herb Kai

Councilmember Roxanne Ziegler

TABLE OF CONTENTS

LAND MANAGEMENT	
Development Projects.....	4
BUILT ENVIRONMENT	
Capital Improvement Projects.....	6
Single Family Residential Permits - By Region	7
PEOPLE AND COMMUNITY	
PUBLIC SERVICES AND SAFETY	
Crime Report	8
Animal Services.....	9
ECONOMIC VITALITY	
Business Licenses	9
RESOURCE MANAGEMENT	
Water/Water Reclamation.....	10

LAND MANAGEMENT

The following provides Development Services active projects in May. Projects can be in process for various lengths of time and will show up for several months after initial submittal until completed. For full project details, visit the [Current and Proposed Projects Map](#).

COMMERCIAL NEW BUILD

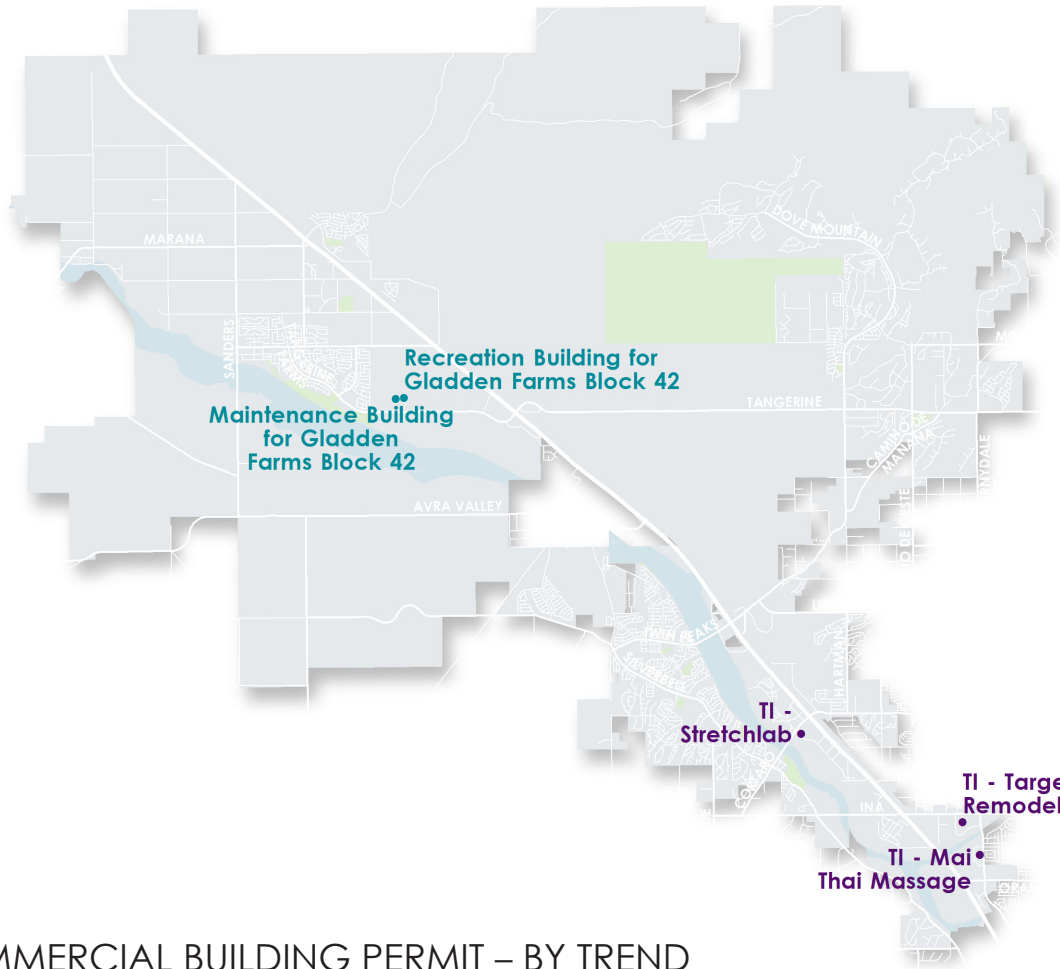
1. Recreation Building for Gladden Farms (**New**)
2. Maintenance Building for Gladden Farms (**New**)
3. MyPlace Suites (Cortaro Farms Rd/I-10)
4. Blue Point Pools (Tangerine Rd)
5. Dutch Bros (Marana Main Street)
6. Southern Arizona Logistics Shell Building 1 & 2 (Tangerine Rd/Crossroads Trail Intersection)
7. American Furniture Warehouse (Marana Center)
8. CTI Trucking (Tangerine Rd and Rillito Village)
9. Starbucks (Cortaro Farms Rd)
10. Quality Lube and Tune (Canada del Oro Wash)
11. Marana RV Storage (Marana Center)
12. Encantada Apartment Common Areas (Marana Center)
13. Tangerine/I-10 Replat
14. QuickTrip #1474 (Marana Center)
15. SAS Office and Shop (Tangerine Rd/Marana Tech Dr)
16. Marana Self Storage (Marana Center)
17. Bill Luke Marana (Marana Center)
18. Silverbell Gateway Foundation Clubhouse
19. Vroom Slide Systems (Tangerine Business Park Loop)
20. Ventana Instrument Manufacturing II (Tangerine Rd/I-10)
21. Life Self-Storage (Cortaro Farms Rd/I-10)
22. JD Russel Hanger
23. National Self Storage Building (Silverbell/Continental Reserve Lp)
24. Silverbell Gateway Distribution Center
25. Ventana Logistics Expansion (Tangerine Rd/I-10)
26. In-Self Storage RV Parking (Orange Grove/Thornydale)
27. Golden Leaf Expansion (Ina Rd)
28. QDC Auto Shop (Tangerine Rd)
29. Marana and I-10 Development Plan

COMMERCIAL REMODEL

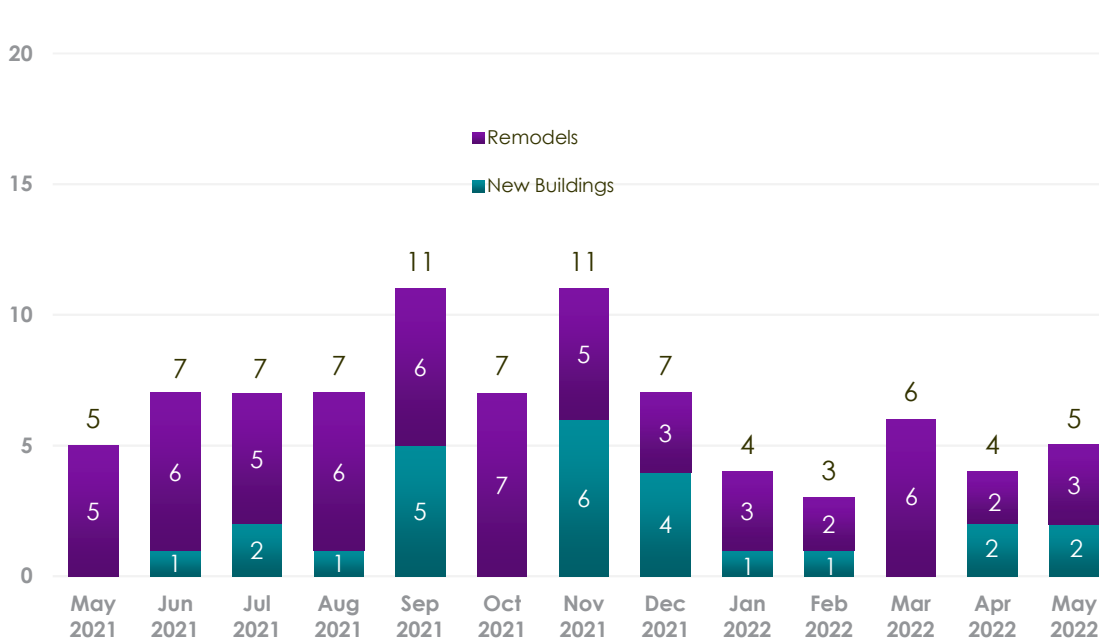
1. Stretchlab TI (Arizona Pavilions) (**NEW**)
2. Thai Massage TI (Thornydale Rd/Costco Drive) (**NEW**)
3. Target Remodel (**NEW**)
4. Marana Healthcare Center Remodel
5. Newton Pho Vietnamese TI (Cortaro Ranch Retail)
6. Marana Main Street Drive-thru Improvements
7. Krebs Test Lab TI (Gillete Drive/I-10 Frontage Rd)
8. Inglis Florists (Ina Rd/Thornydale Rd)
9. Lifted Trucks (Ina Rd/I-10)
10. Eegee's TI (Cortaro Rd/Courtney Page Way)
11. Affordable Dentures TI (Arizona Pavilions)
12. Fry's Grocery Pick-Up Area Remodel (Thornydale Rd)
13. IHOP TI (Cortaro Farms Rd)
14. Eegee's Facade Remodel (Ina Rd/Thornydale Rd)
15. QuikTrip Kitchen Expansion (Tangerine Rd)
16. Fry's Remodel (Thornydale Rd/Tangerine Rd)
17. Redeemer Evangelical Lutheran (Silverbell Rd/Coachline Blvd)
18. The Gate Church TI (Ina Rd/Oldfather Rd)
19. Nico's Taco Shop (Tangerine Rd/Thornydale Rd)
20. Filiberto's (Twin Peaks Rd)
21. Golden Leaf Dispensary
22. FLSmith Krebs (I-10/Hartman Ln Intersection)
23. Ventana Logistics (Tangerine Rd/I-10)

LAND MANAGEMENT

COMMERCIAL BUILDING PERMIT LOCATIONS – BY REGION MAY 2022



COMMERCIAL BUILDING PERMIT – BY TREND



TOTAL PERMITS ISSUED

5 May 2022

22 Calendar Year to Date

72 Fiscal Year to Date

The Town of Marana Fiscal Year runs from July 1 to June 30

BUILT ENVIRONMENT

CAPITAL DESIGN & CONSTRUCTION REPORT

The following provides an update of major construction and design projects in the Town of Marana. Visit the [Current and Proposed Projects Map](#) for a comprehensive list.

DESIGN

1. North Marana Sewer Interceptor

Budget: \$10,300,000

Status: 10% Design

Fund Source: Federal

2. Civic Center Dr, Electrical Improvements

Budget: \$300,000

Status: 60% Design

Fund Source: General Fund

3. MMC Drainage Improvements

Budget: \$305,125

Status: 60% Design

Fund Source: General Fund

4. Tortolita Preserve Improvements

Budget: \$230,000

Status: 30% Design

Fund Source: General Fund

5. Gladden Farms Baseball Fields

Budget: \$550,000

Status: 80% Design

Fund Source: Impact Fees

6. Shared Use Path, CalPortland Extension

Budget: \$3,000,000

Status: 95% Design

Fund Source: Park Impact Fees

7. Rillito Village Tr Drainage Improvements

Budget: \$760,000

Status: 70% Design

Fund Source: Transportation Fund

8. LED Street Lighting Near Crossroads Park

Budget: \$300,000

Status: 80% Design

Fund Source: Transportation Funds

9. El Rio Disc Golf

Budget: \$240,000

Status: 30% Design

Fund Source: General Fund

10. Twin Peaks Rd, Rattlesnake Pass Widening

Budget: \$18,000,000

Status: 80% Design

Fund Source: Impact Fees, Transportation Funds

11. El Rio Recreation Area Parking Lot

Budget: \$170,000

Status: 60% Design

Fund Source: General Fund

12. Heritage Park Pole Barn

Budget: \$140,000

Status: 80% Design

Fund Source: General Fund

CONSTRUCTION

1. Silverbell Rd Sidewalk, Carefree to Cortaro

Budget: \$315,000

Status: 0% Construction

Fund Source: Transportation Funds

2. Cortaro, Cortaro Farms Beautification

Budget: \$150,000

Status: 0% Construction

Fund Source: General Fund

3. Marana Rd Realignment, Monument

Budget: \$400,000

Status: 80% Construction

Fund Source: Downtown Reinvestment

4. Twin Peaks Rd - Sandario Rd Intersection

Budget: \$1,000,000

Status: 0% Construction

Fund Source: Transportation Funds

5. 2022 Pavement Preservation

Budget: \$1,285,730

Status: 80% Construction

Fund Source: HURF

6. Twin Peaks Rd - Sandario Rd Intersection

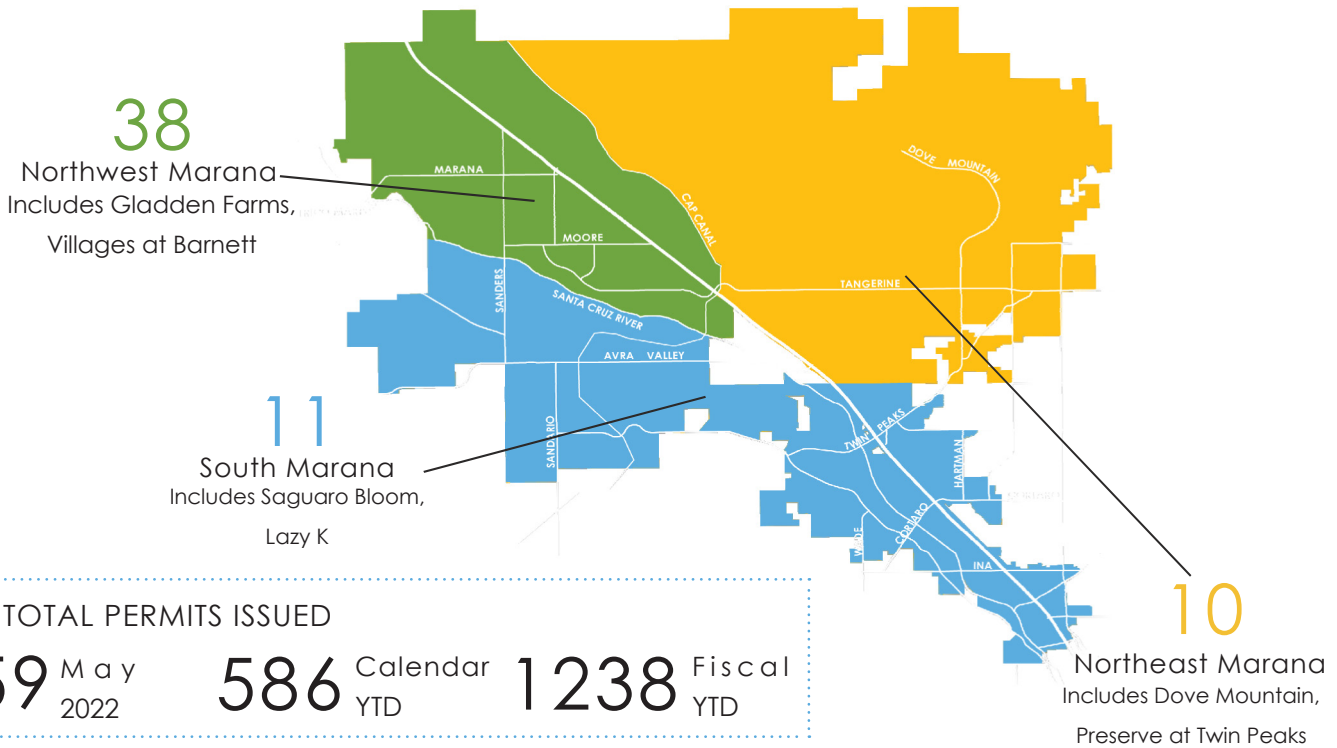
Budget: \$1,000,000

Status: 0% Construction

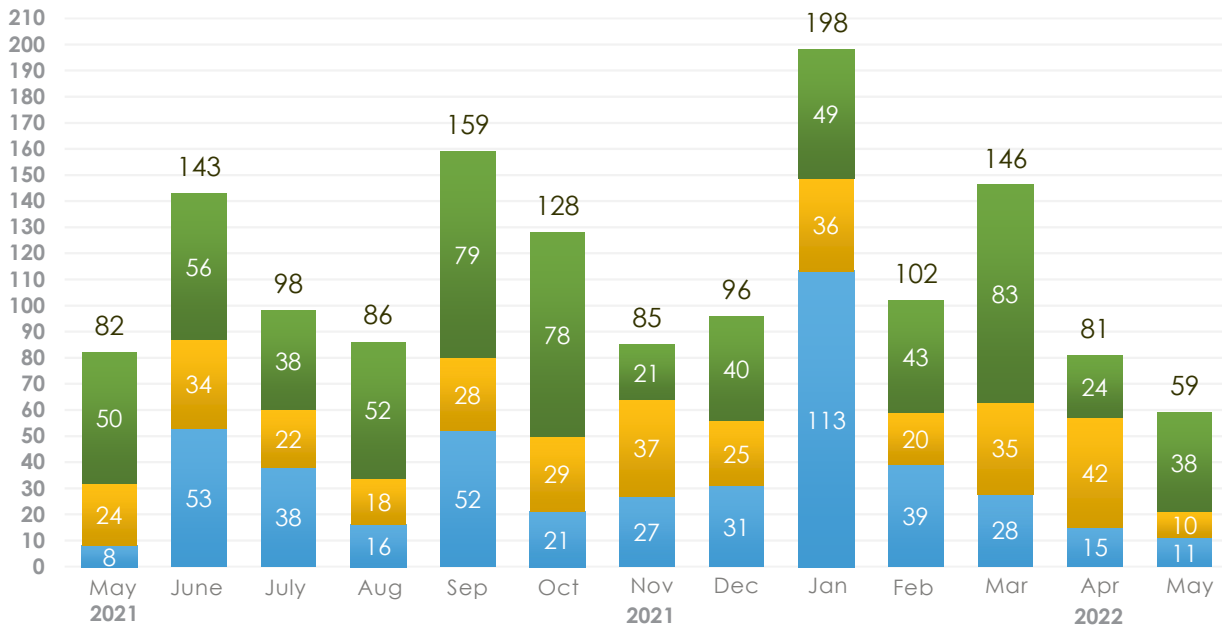
Fund Source: Transportation Funds

BUILT ENVIRONMENT

SINGLE FAMILY RESIDENTIAL PERMITS – BY REGION



SINGLE FAMILY RESIDENTIAL PERMITS - BY REGION



COMMERCIAL/OTHER PERMITS

3
Tenant Improvement

18
Pool/Spa Permits

67
Solar Permits

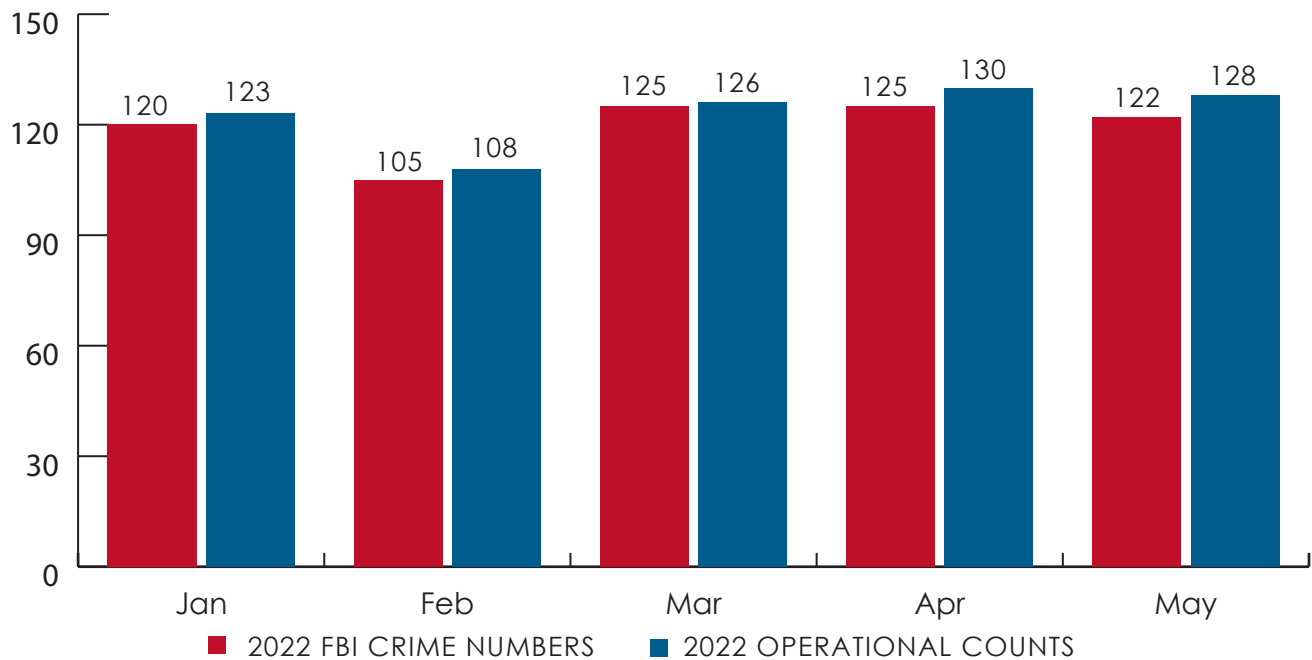
PEOPLE AND COMMUNITY

PUBLIC SAFETY

Crime Data – May 2022

	JAN	FEB	MAR	APR	MAY	JUN	JUL	AUG	SEP	OCT	NOV	DEC	TOTAL
2022 FBI CRIME NUMBERS	120	105	125	125	122								597
2022 OPERATIONAL COUNTS	123	108	126	130	128								615
5Y (2017-2021) MAJOR CRIME AVERAGE	117	94	95	84	99								489
HOMICIDE	0	1	0	0	0								1
SEXUAL ASSAULT	0	1	1	0	0								2
ROBBERY	4	1	3	2	2								12
AGGRAVATED ASSAULT	0	2	3	1	2								8
BURGLARY	7	8	1	7	10								33
LARCENY (EXC. SHOPLIFTING)	48	29	39	45	40								201
LARCENY/SHOPLIFTING	58	62	75	70	70								335
MOTOR VEHICLE THEFT	6	4	3	3	2								18
**OUTSIDE AGENCY RECOVERED STOLEN	4	2	4	5	4								19
ARSON	0	0	1	2	2								5

2022 FBI NUMBERS - OPERATIONAL COUNTS - 5Y AVG COMPARISON



*FBI Counts reflect implementation of FBI Rule: Concept of Same Time & Place resulting in differing counts of actual incidents and criminals reported. **O/S Agency recovered Stolen by MPD are reported to FBI by originating agency not MPD. Data Source/ Extraction Date: Spillman OFNS, 6/7/22. Classifications may change as quality control and reclassifications occur.

Disclaimer: This analytical product is dependent upon the accuracy of the UCR codes entered in Spillman fields.

Crime Analyst Janice Moser

PEOPLE AND COMMUNITY

MARANA ANIMAL SERVICES

Service Metrics – April 2022

Pet Licenses Issued **312**

Stray Pets **15**

Stray Pets Returned to Owner **13**

Pet Adoptions **4**

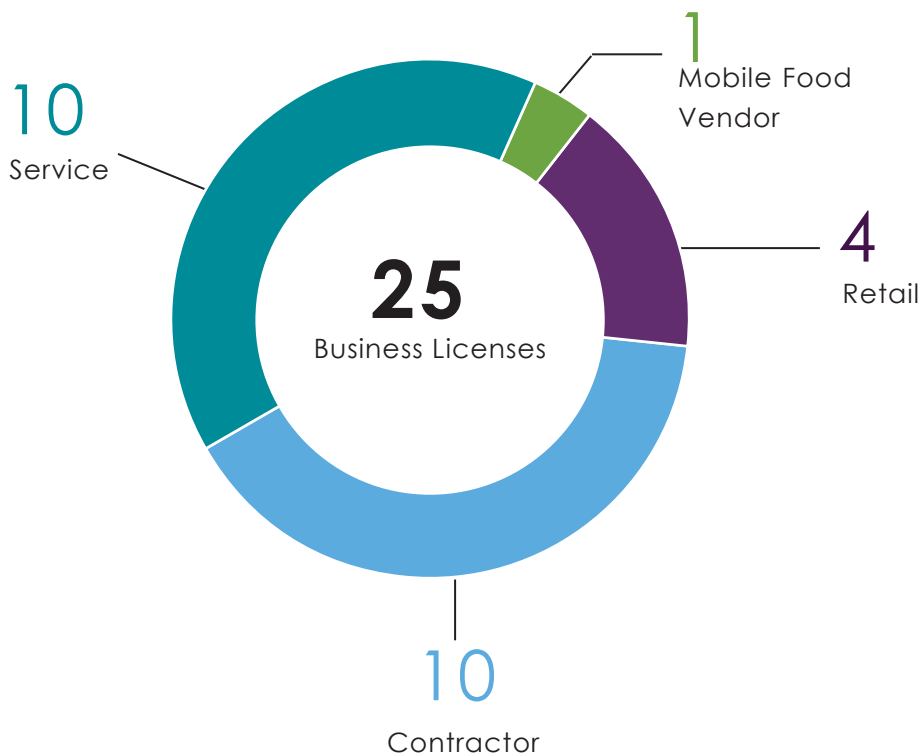
Licensing Revenue **\$7,818**

Program Donations **\$199**

ECONOMIC VITALITY

BUSINESS LICENSES

A total of **25** business licenses were filed in May.



RESOURCE MANAGEMENT

WATER/WATER RECLAMATION

New Connections – May 2022

May Meter Installs **112**

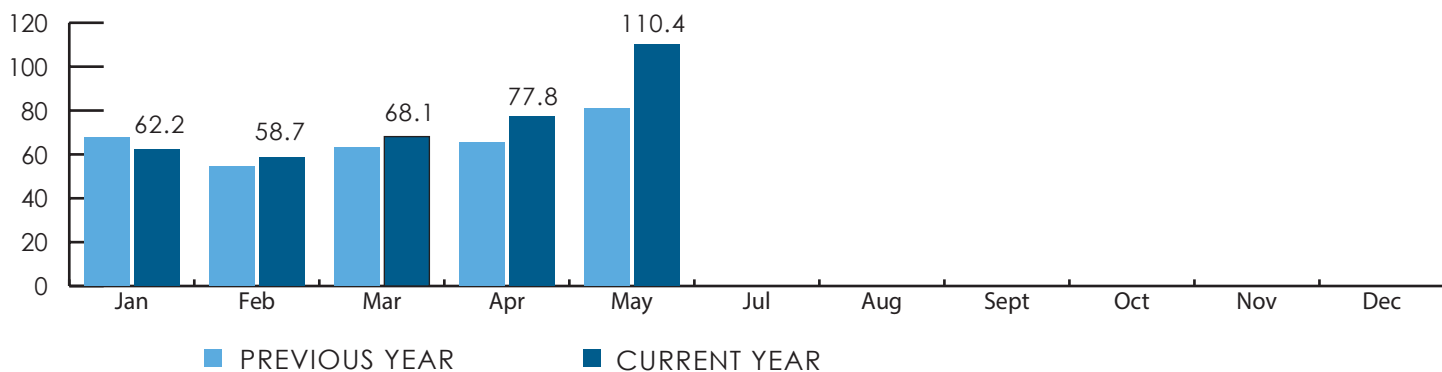
May Sewer Cards **32**

May Water Customers **10,285**

May Sewer Customers **5,926**

May Gallons Billed **87.80 Million**

Millions of Gallons Per Month



Water Usage By Type / May 2022

