

COUNCIL
EXECUTIVE
REPORT

July 2023



INTRODUCTION

This issue of the Council Executive Report provides a summary of the Town's performance during July 2023. The information is organized in sections based on the Town's General Plan:

LAND MANAGEMENT: How Marana plans to use the land and where the Town expects growth.

BUILT ENVIRONMENT: Man-made structures built on the land. It is used to describe all structures, facilities and other physical infrastructure, and includes urban and rural development, telecommunications, utility networks, transportation systems, and sewer treatment and conveyance systems.

PEOPLE AND COMMUNITY: Marana values its citizens, businesses and visitors and strives to create a high quality of life. This theme ensures that citizen, business and visitor needs are addressed equally and includes public safety, parks and recreation, economic vitality and community involvement.

RESOURCE MANAGEMENT: Provides guidance in managing Marana's renewable and non-renewable resources. Elements include open space and trails, cultural resources, water resources and energy.

COUNCILMEMBERS

Mayor Ed Honea
Vice Mayor Jon Post
Councilmember Patti Comerford
Councilmember Jackie Craig
Councilmember John Officer
Councilmember Herb Kai
Councilmember Roxanne Ziegler

TABLE OF CONTENTS

- LAND MANAGEMENT
 - Development Projects..... 4

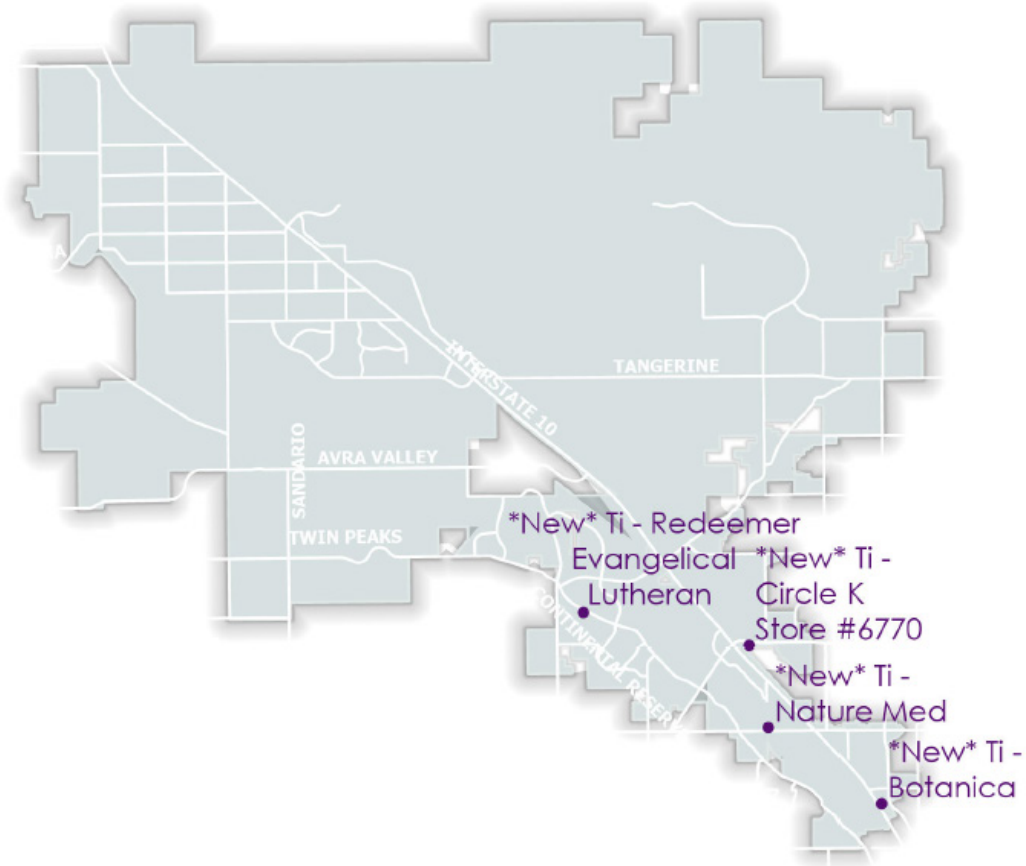
- BUILT ENVIRONMENT
 - Capital Improvement Projects..... 5
 - Single Family Residential Permits - By Region 6

- PEOPLE AND COMMUNITY
 - New Business Licenses..... 7
 - Parks and Recreation 7

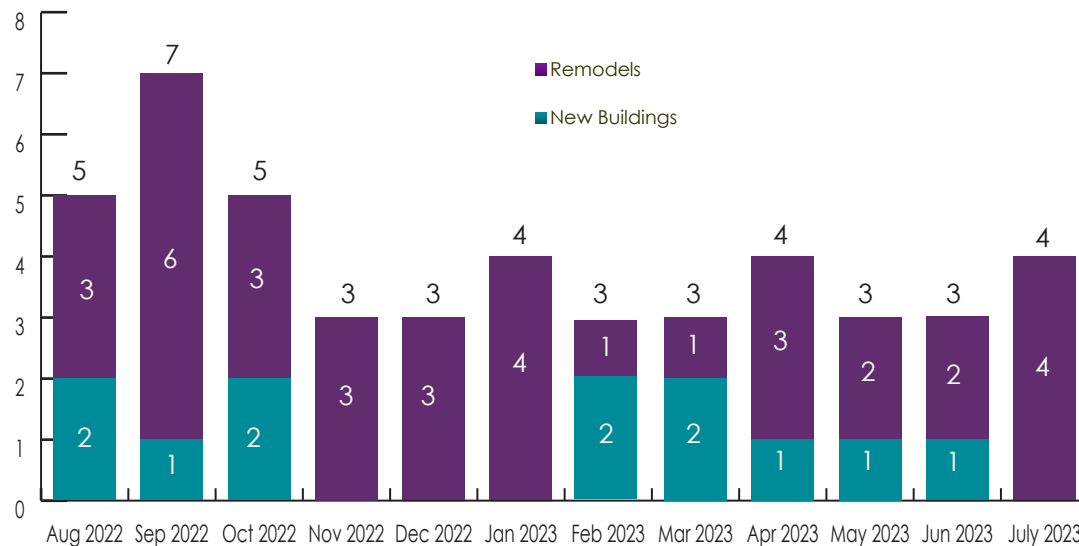
- RESOURCE MANAGEMENT
 - Water/Water Reclamation..... 8

LAND MANAGEMENT

COMMERCIAL BUILDING PERMIT LOCATIONS – JULY 2023



COMMERCIAL BUILDING PERMIT – MONTHLY TREND



TOTAL PERMITS ISSUED

4 July 2023

24 Calendar Year to Date

4 Fiscal Year to Date

The Town of Marana Fiscal Year runs from July 1 to June 30

BUILT ENVIRONMENT

CAPITAL DESIGN & CONSTRUCTION REPORT

The following provides an update of major construction and design projects in the Town of Marana. Visit the [Current and Proposed Projects Map](#) for a comprehensive list.

DESIGN

1. Tangerine TI Improvements

Budget: \$6,600,000
Status: 60% Design
Fund Source: Developer, Transportation Fund

2. Tangerine Farms Rd, Extension

Budget: \$21,800,000
Status: 0% Design
Fund Source: Transportation Fund

3. Shared Use Path, CalPortland Extension

Budget: \$3,500,000
Status: 95% Design
Fund Source: Park Impact Fees

4. Tangerine Rd Widening, Phase 2

Budget: \$27,000,000
Status: 90% Design
Fund Source: Transportation Fund, RTA

5. El Rio Preserve Expansion

Budget: \$485,000
Status: 60% Design
Fund Source: General Fund

6. Marana Community Center/Aquatic Facility

Budget: \$64,000,000
Status: 83% Design
Fund Source: 1/2 Cent Sales Tax

7. Dove Mountain Blvd/Moore Rd Signal, North

Budget: \$740,250
Status: 60% Design
Fund Source: HSIP (Federal)

8. Honea Heights Park, East

Budget: \$1,261,461
Status: 0% Design
Fund Source: Park Impact Fees

9. El Rio Disc Golf

Budget: \$300,000
Status: 95% Design
Fund Source: General Fund

10. Twin Peaks Rd, Rattlesnake Pass Widening

Budget: \$37,282,000
Status: 80% Design
Fund Source: Impact Fees, Transportation Fund

11. El Rio Recreation Area Parking Lot

Budget: \$170,000
Status: 90% Design
Fund Source: General Fund

12. Tangerine Sky Park, Phase 2

Budget: \$1,300,000
Status: 0% Design
Fund Source: General Fund

13. Avra Valley Road, Overlay

Budget: \$2,000,000
Status: 0% Design
Fund Source: Transportation Fund

CONSTRUCTION

1. North Marana Sewer Interceptoor

Budget: \$15,291,754
Status: 60% Construction
Fund Source: Wastewater Impact Fees

2. Gladden Farms Baseball Fields

Budget: \$1,200,000
Status: 10% Construction
Fund Source: Impact Fees

3. MMC Drainage Improvements

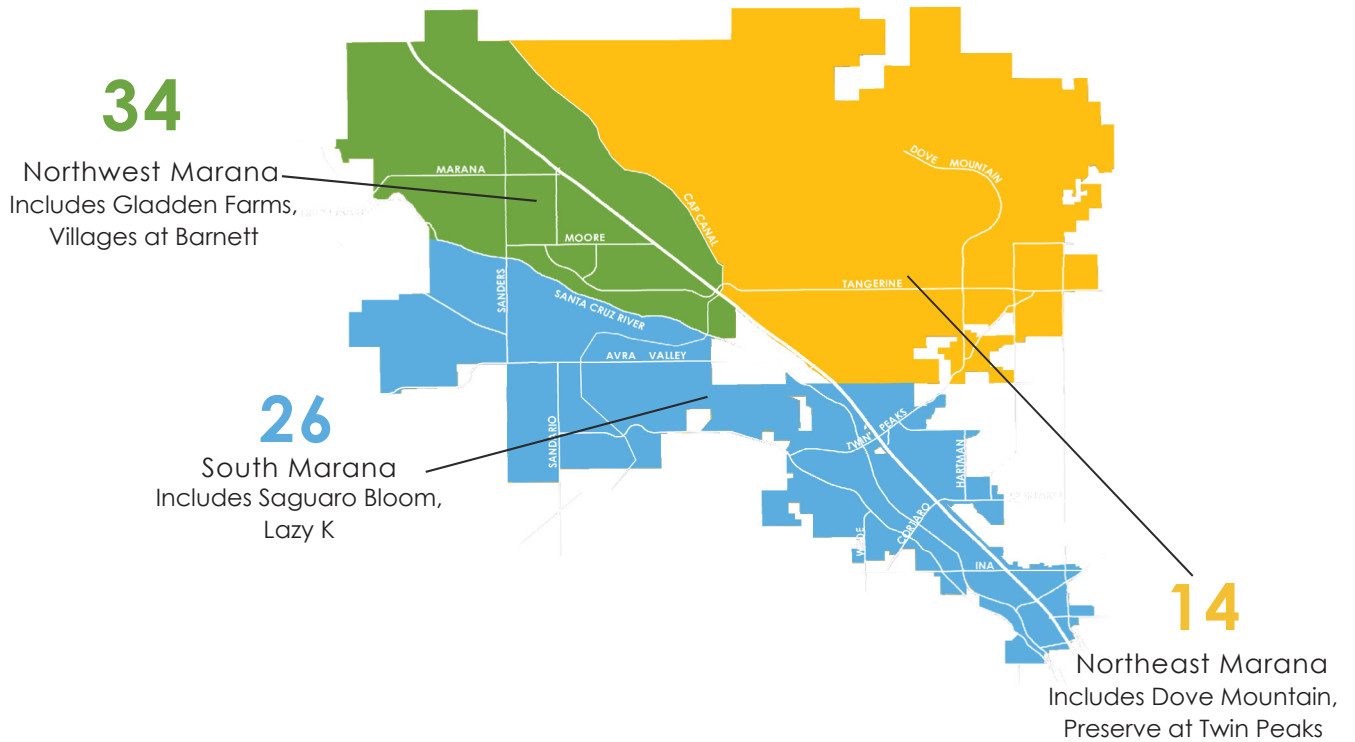
Budget: \$686,597
Status: 99% Construction
Fund Source: General Fund

4. 2023 Pavement Preservation

Budget: \$1,853,000
Status: 0% Construction
Fund Source: HURF

BUILT ENVIRONMENT

SINGLE FAMILY RESIDENTIAL PERMITS ISSUED IN JULY 2023



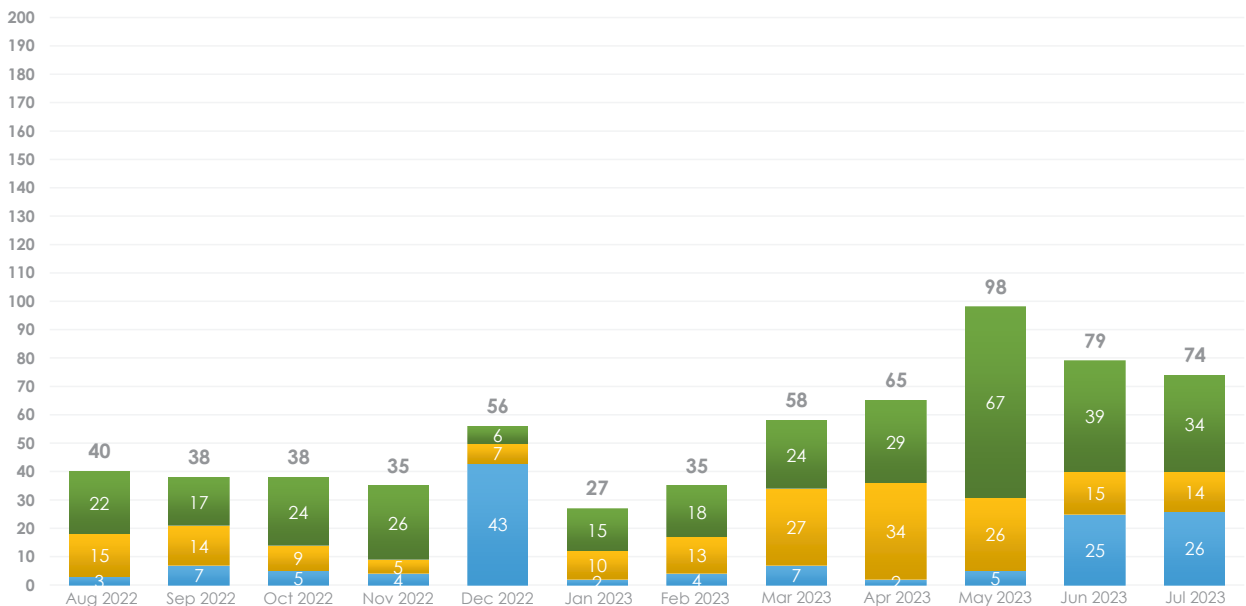
PERMITS ISSUED

74
July 2023

436
Calendar
Year to Date

74
Fiscal Year 2023
Year to Date

12 MONTH PERMIT ACTIVITY BY REGION



PEOPLE AND COMMUNITY

NEW BUSINESS LICENSES

A total of **24** business licenses were filed in July.

Commercial Real Estate: 1 Retail: 1
Contractor: 10 Service: 8
Mobile Food Vendor: 1 Short-term Rental: 2
Residential Leasing: 1

MARANA PARKS AND RECREATION

Parks and Recreation offer a variety of recreational and event opportunities for all community members. The following provides an update on Parks and Recreation activity for the month of July.

283 Recreation Program Registration
(Includes sports & wellness, special interest, outdoor recreation, etc.)

1,134 Senior Program Membership Check-In

12,000 Star Spangled Spectacular

4,905 Marana Shared Use Path Traffic

848 Tortolita Preserve

3,367 Pool Attendance

Total Reservations/Estimated Attendance

Courts **95/1,598**
(Pickleball, Tennis, Basketball, Volleyball)

Athletic Fields **301/7,173**

Ramadas **122/2,306**

RESOURCE MANAGEMENT

WATER/WATER RECLAMATION

July 2023 Water Metrics

Water Meters Installed: 72

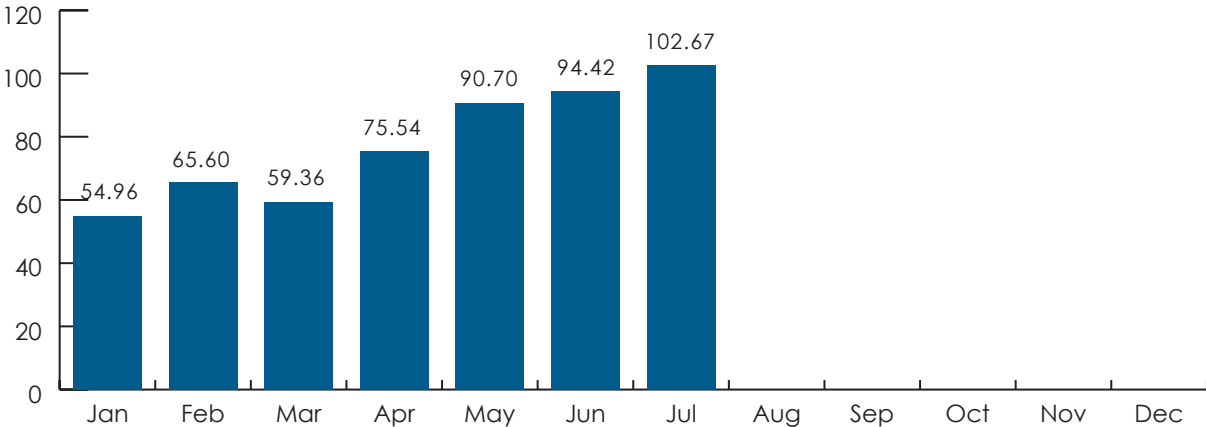
Sewer Cards Issued: 46

Water Customers: 11,046

Sewer Customers: 6,601

Total Water Gallons Billed: 102.67 million

Millions of Water Gallons Per Month



Water Usage By Type / July 2023

